

“What type of student are you?”

An interactive learning experience promoting students' digital literacy and self-knowledge"



ΓΚΟΥΡΤΕΣΗ ΑΙΚΑΤΕΡΙΝΗ/ ΠΕ06
12ο ΓΥΜΝΑΣΙΟ ΠΑΤΡΩΝ

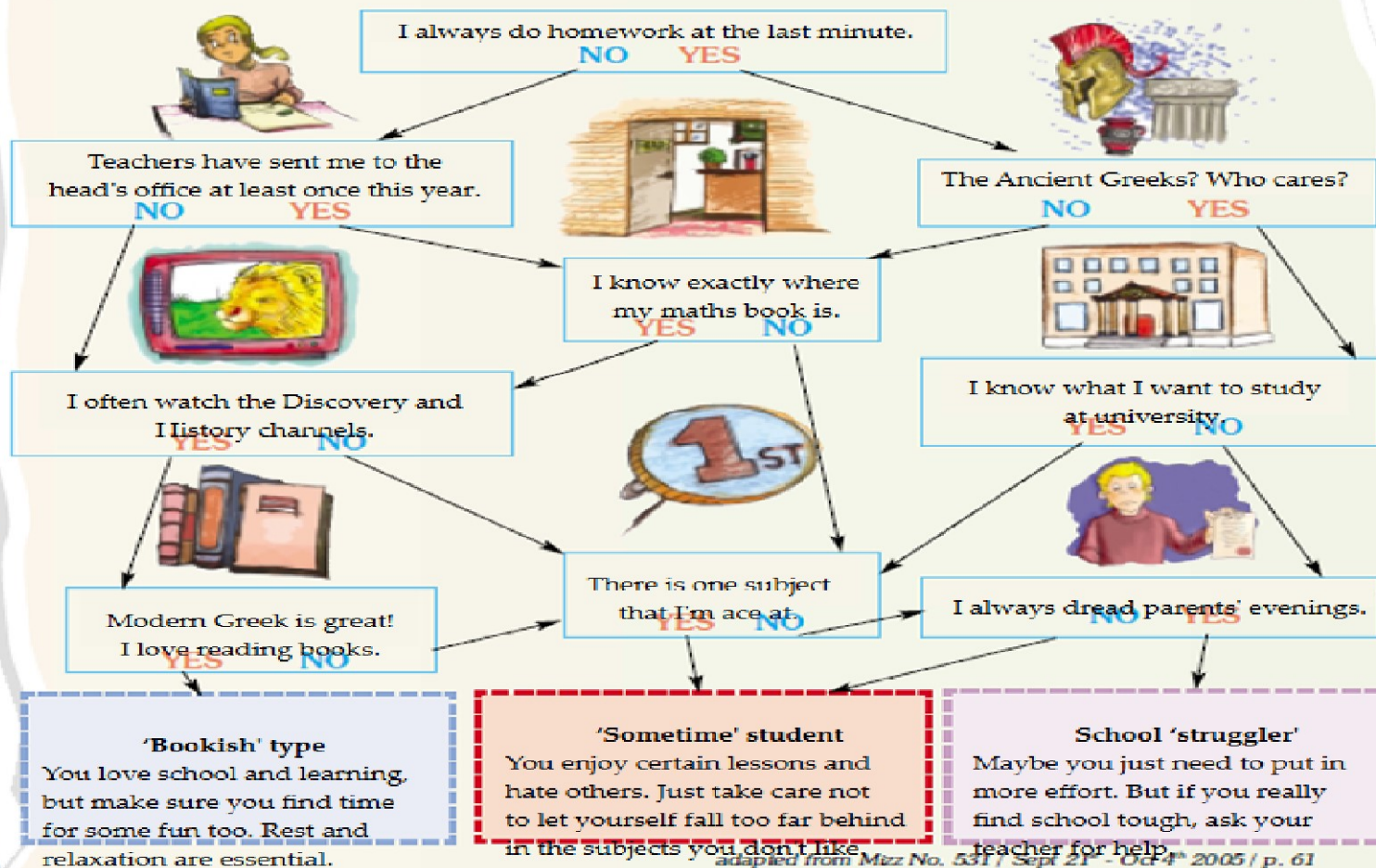
Στόχος Παρουσίασης

- ✓ ☐ Ανάπτυξη ενός βιωματικού και διαδραστικού μαθήματος
- ✓ ☐ Πώς ενισχύεται η ενεργή συμμετοχή των μαθητών μέσω της χρήσης ψηφιακών εργαλείων
- ✓ ☐ Σύνδεση με θεματική του σχολικού εγχειριδίου.
 - 👉 Θέμα: Τύποι μαθητών – περιγραφή εαυτού – αυτοαντίληψη





https://ebooks.edu.gr/ebooks/v/html/8547/2322/Agglik_A-Gymnasiou-Prochorimenon_html-empl/index2_1.html
(Α` ΓΥΜΝΑΣΙΟΥ / THINK TEEN - Προχωρημένοι)

DO YOU WORK HARD OR DO YOU TAKE IT EASY? FIND OUT!






START



Γλωσσικοί & Γνωστικοί Στόχοι

-  Ανάπτυξη λεξιλογίου σχετικού με χαρακτηριστικά μαθητών
-  Εξάσκηση στο γραπτό και προφορικό λόγο (Present Simple)
-  Ενεργοποίηση γνώσεων μέσω του Kahoot quiz
-  Εξοικείωση με online επικοινωνία – σχολιασμός σε Padlet


Παιδαγωγικοί Στόχοι – Δεξιότητες 21ου αιώνα

-  Συνεργασία & Ομαδικότητα
-  Κριτική Σκέψη – Μεταγνωστική Ενίσχυση
-  Ψηφιακός Γραμματισμός (Kahoot & Padlet)
-  ☐ Καλλιέργεια προφορικού & γραπτού λόγου
-  Αυτογνωσία & προσωπική εμπλοκή

ΦΥΛΛΟ ΕΡΓΑΣΙΑΣ - ΠΟΡΕΙΑ ΤΟΥ ΜΑΘΗΜΑΤΟΣ

- Worksheet 1:

"What Type of Student Are You?"



STEP 1: Discover Your Student Type 😊

- ❖ Work in your group. Use the **Kahoot quiz** results(<https://create.kahoot.it/details/what-type-of-student-are-you/175b9f3c-f91c-4beb-a2db-822flc27d59a>) and use the vocabulary and expressions that represent your student type
-

KAHOOT QUIZ

Join at www.kahoot.it
or with the Kahoot! app

Game PIN:

747 919



Kahoot!

Waiting for participants



Kahoot quiz/ example



Padlet

STEP 2: Create Your Digital Post 👍

❖ Open Padlet

(<https://padlet.com/kategourtesi/we-are-the-type-of-student-1myvf557fcqu32bb>). Each group will create a post titled:
"We Are the ... Type of Student!"

STEP 3: What to Include in Your Post 🙋

Group 1 -The Bookish Type **Group 2**-The Sometime Student

Group 3 -The Lazy Type **Group 4** -The Team Work fan

Group 5 -The School Struggler

Each group creates a Padlet post including: ☒ **Title:** A creative team name (e.g., *The Creative Student*) ☒ **Description:** 2-3 sentences describing their student type. ☒ **Image/GIF/:** A visual representation. ☒ **Recorded message :** Giving advice to improve or to boost the student type

Example!!!!!!

If your group is the **The Creative Student** you can post :

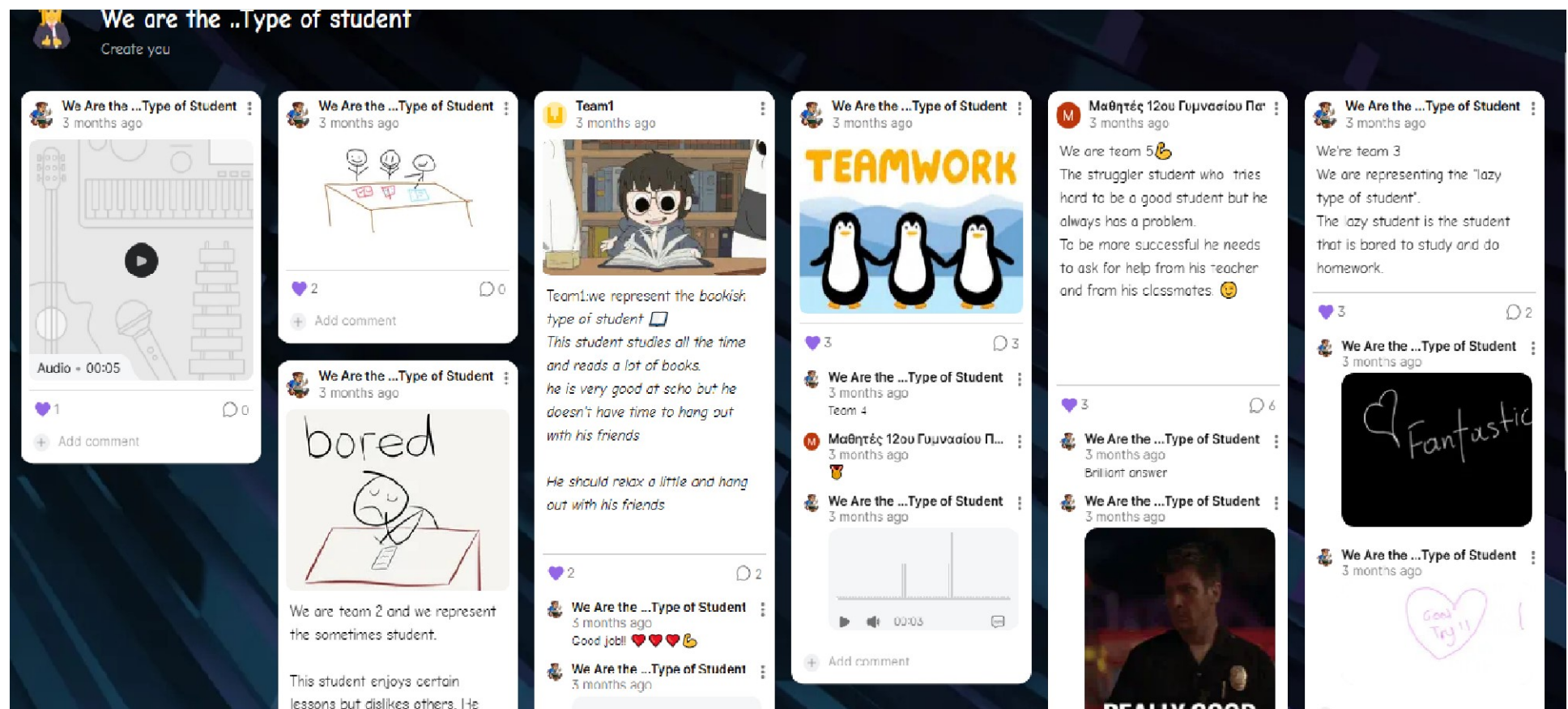
- Description : ``We love art, music, and thinking of new ways to learn ``
- Suggested image: 🧠🎨🌟
- Recorded message : ``Think positive !!`` ``Enjoy art and music in studying!!``

STEP 4: Engage with Other Groups 🗣️

- ❖ Read and react on other groups' posts.
 - ❖ Press like : ❤️ or write a comment : Good job! 🙌
-

Remember! Use kind and helpful language. Have fun and be creative!!!!!! 👍

Students` Padlet Outcome



Self -Reflection

Homework: 🍌 🍌

1. Self-Reflection Paragraph:

Write a short paragraph (5-7 sentences) about yourself as a student. Consider the following questions:

- What subjects do you enjoy the most?
- How do you prepare for your classes?
- Do you prefer studying alone or with classmates?
- What are your strengths and areas for improvement as a student?

Use the following template to guide your writing

"As a student, I enjoy studying _____ because _____. To prepare for my classes, I _____. I prefer studying (alone/with classmates) because _____. My strengths as a student are _____, and I would like to improve _____."

Exit Ticket

Exit Ticket – Student Feedback 🗳️

Instructions: Before you leave, take a moment to reflect on today's lesson. Answer the following questions honestly. Your feedback helps improve our lessons!

1 What did you enjoy the most about today's lesson?

- 🟢 The Kahoot quiz
- 🔵 Creating the Padlet post
- 🟡 Reading and reacting to other groups' posts
- 🔴 Recording the advice message

2 How helpful were the digital tools (Kahoot, Padlet) in today's activity?

- ⭐⭐⭐⭐⭐ Very helpful! I learned a lot.
- ⭐⭐⭐⭐⭐ Quite helpful, but I had some difficulties.
- ⭐⭐⭐⭐ They were okay, but I prefer other methods.
- ⭐⭐⭐ Not very helpful for me.
- ⭐ I didn't find them useful.

3 What was the biggest challenge for you in today's lesson?

- 📄 Writing the description
- 🗣️ Recording the message
- 🖼️ Finding the right image/GIF
- 🤝 Collaborating with my group

4 Rate today's lesson overall:

- ⭐⭐⭐⭐⭐ Amazing!
- ⭐⭐⭐⭐⭐ Good!
- ⭐⭐⭐⭐ It was okay.
- ⭐⭐⭐ Could be better.
- ⭐ I didn't enjoy it.

5 One thing my teacher did really well today was:

(Write a short sentence)

6 One suggestion to make future lessons even better:

(Write a short sentence)

👉 Thank you for your feedback! 😊

Παιδαγωγικά Οφέλη και Εκπαιδευτικά Αποτελέσματα

- ❖ Διαδραστική Προσέγγιση με Ουσιαστική Παραγωγή Ψηφιακού Υλικού
- ❖ Προσωπική Εμπλοκή & Ενίσχυση της Αυτογνωσίας των μαθητών
- ❖ Ενεργή Συμμετοχή & Ομαδοσυνεργατική Μάθηση
- ❖ Ουσιαστική Σύνδεση με το Σχολικό Εγχειρίδιο