

ECCE Examination for the Certificate of **Competency** in English

2009 Sample Test

Full-Length Specimen Exam



TESTING AND CERTIFICATION DIVISION
ENGLISH LANGUAGE INSTITUTE
UNIVERSITY OF MICHIGAN

© Copyright 2009 by the Testing and Certification Division, English Language Institute,
University of Michigan, Ann Arbor, Michigan U.S.A.

The Regents of the University of Michigan: Julia Donovan Darlow, Laurence B. Deitch,
Denise Ilitch, Olivia P. Maynard, Andrea Fischer Newman, Andrew C. Richner,
S. Martin Taylor, Katherine E. White, Mary Sue Coleman (ex officio)

GENERAL INSTRUCTIONS

Keep your eyes on your own test. Examinees giving or receiving answers or using notes or other aids will be disqualified, and they will fail. Examination fees will not be refunded. Examinees with cell phones, pagers, or other electronic devices should check them in with the proctor now.

Look at the TOP RIGHT of SIDE ONE of your answer sheet. Fill in the following information on the lines:

- **FULL NAME:** print your full name in this order: family name, then first name, then middle initial (MI). Use all capital letters.
- **YOUR SIGNATURE:** sign your name.
- **TEST CENTER:** print the name of the test center.
- **NATIVE LANGUAGE:** print your native language.
- **TODAY'S DATE:** print the month, day, and year.

Look at the TOP LEFT of SIDE ONE of your answer sheet. Use capital letters to fill in the following information in the blocks. Use the same spelling you used on your registration form:

- **LAST NAME:** print your main family name in the blocks, one letter per block. There are 13 blocks. If your last name is longer than 13 letters, print only the first 13 letters.
- **FIRST:** print the first 6 letters of your first name.
- **MI:** print the initial of your middle name.

Look at the columns of CIRCLES BELOW THE BLOCKS:

- Find the letter that is the same as the letter you have printed in the block above.
- Darken the circle completely so that you cannot see the letter inside.
- Do this for all the letters of your last name, first name, and your middle initial.
- Darken only one circle in each of the columns.

Look at the BOTTOM LEFT of SIDE ONE of your answer sheet.

- **BIRTHDATE:** find the month you were born and darken the circle next to it.
- **DAY:** print the day you were born. If it is a one-digit day, write zero first. Darken the circles underneath these numbers.
- **YEAR:** print the last two digits of the year you were born. Darken the circles underneath these numbers.
- **SEX:** darken the circle "M" (male) or "F" (female).
- **LANG. (LANGUAGE):** print the 2-digit code number for your native language (the examiner will tell you the number). Darken the circles.
- **FORM:** this section has been filled in for you. Make sure that the letter filled in on your answer sheet matches the form letter on your test booklet.
- **CENTER NO.:** print the 3-digit test center number (the examiner will tell you the number). Darken the circles.
- **REG. NO.:** print your 6-digit personal registration number. Include all zeros, including those at the beginning of the number. Darken the circles.
- **OR:** do not fill in the space marked OR.

The example below shows the correct way for Joao Costa Almeida dos Santos, born April 3, 1991, tested at center no. 001, and whose personal registration number is 100265, to fill out the information section.

PRINT YOUR NAME IN THE BLOCKS PROVIDED.
BLACKEN THE CORRESPONDING CIRCLE.

LAST NAME													FIRST						MI
S	A	N	T	O	S								J	O	A	O	C		

USE A #2 (SOFT) PENCIL ONLY

BIRTHDATE		LANG.	SEX	REG. NO.								
MO	DAY	YEAR										
0	3	9	1	2	0	1	1	0	0	2	6	5

This test may be machine scored, so you must follow instructions carefully:

- Do not bend or fold your answer sheet.
- Mark all your answers on the separate answer sheet, not in the test booklet.
- Use a number 2 (soft) pencil.
- Your mark must be dark enough to be picked up by the scanning machine. The scanner cannot see very light marks.
- Do not make any other marks on your answer sheet.
- If you change your mind about an answer, erase your first mark completely.
- Fill in only one circle for each problem.
- Any problem with more than one answer marked will be counted wrong.
- If you are not sure about an answer, you may guess.

When instructed to, look through the rest of the test booklet to see that it is complete. Check the pages quickly. You should have 24 numbered pages in your test booklet. If there are pages missing from your booklet, raise your hand and a proctor will give you a replacement.

This page intentionally left blank.

LISTENING SECTION INSTRUCTIONS

Do not begin this section until the examiner has played the recording of these instructions and example.

Listening Test, Part 1


This is a test of your ability to understand spoken English. You will hear short conversations. After you hear each conversation, you will be asked a question about what you heard. The answer choices in your test booklet are shown as pictures. Mark your answers on the separate answer sheet. Do not write in the test booklet. Here is an example:

Example:

A



B



C



The correct answer is C, because the woman will need to take a taxicab. The museum is not close enough to walk to and she doesn't have enough time to take a bus.

You will hear each conversation only once; the conversations will not be repeated. Please be very quiet and listen carefully. Remember to mark all your answers on the separate answer sheet. You should mark A, B, or C. There are 30 questions in Part 1.

Do you have any questions before you begin?

LISTENING

LISTENING



LISTENING

A

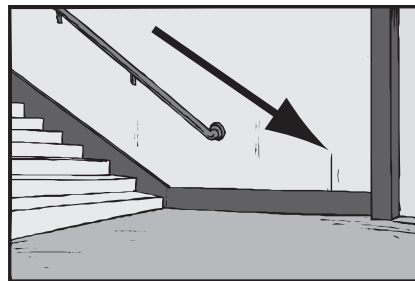
B

C


1.




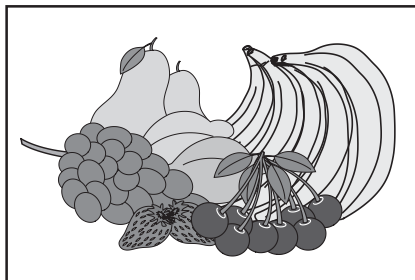
2.






3.



4.



5.



LISTENING

LISTENING



LISTENING

A

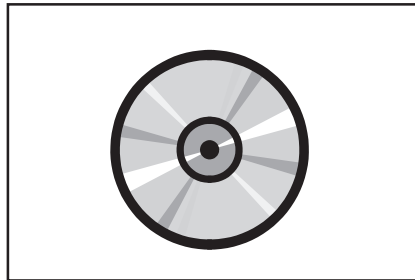
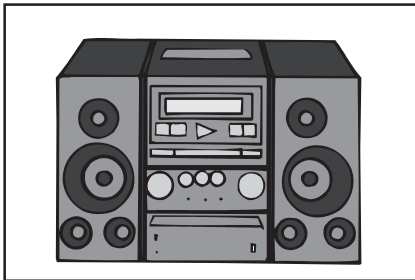
B

C

6.



7.



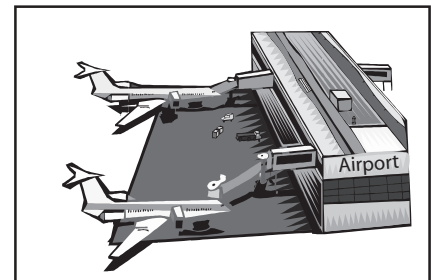


8.



9.



10.



LISTENING

LISTENING



LISTENING

A



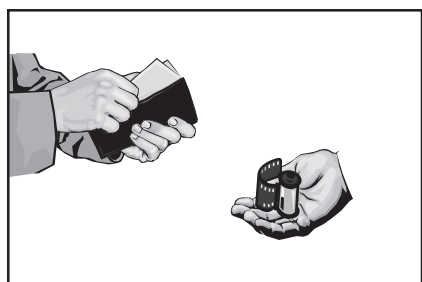
B

C

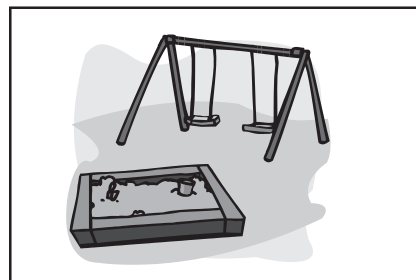


11.



12.



13.



14.



15.



LISTENING

LISTENING



LISTENING

A

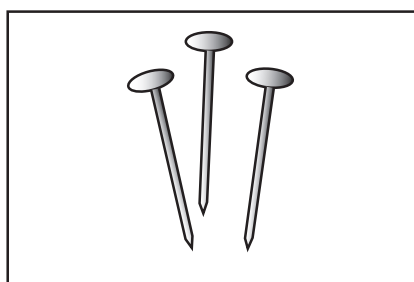
B

C



16.



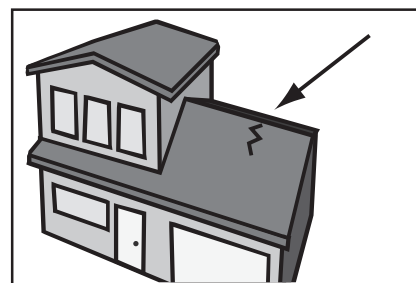


17.





18.



19.



20.



LISTENING

LISTENING


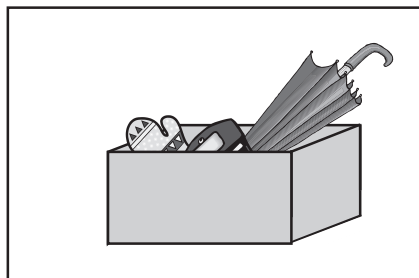
LISTENING

A


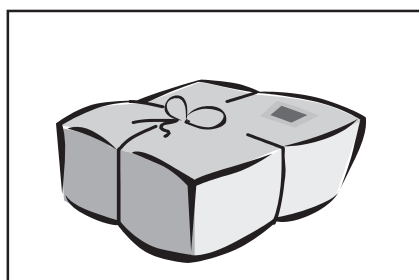
B

C

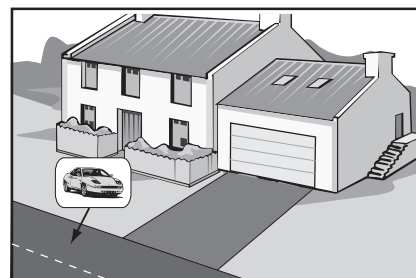
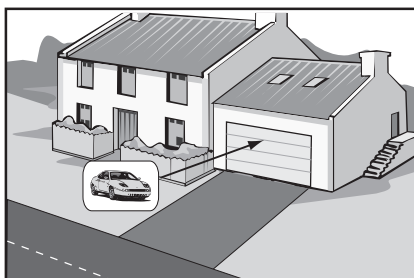
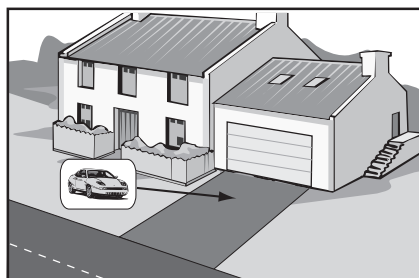
21.





22.



23.



24.



25.



LISTENING

LISTENING



LISTENING

A


B

C


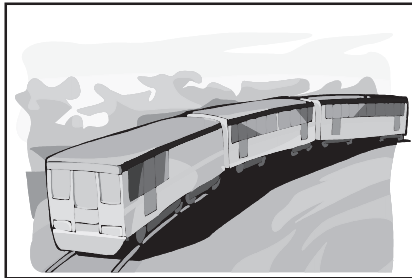
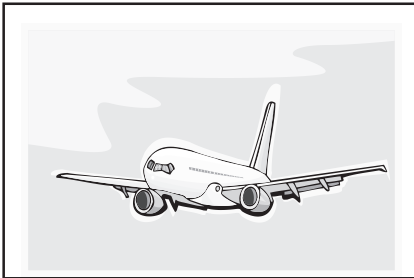
26.





27.



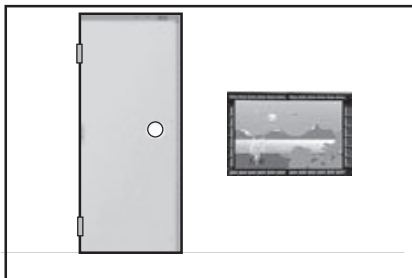
28.



29.



30.



LISTENING SECTION INSTRUCTIONS

Do not begin this section until the examiner has played the recording of these instructions and examples.

Listening Test, Part 2

Imagine you are listening to the radio. You are going to hear someone from a radio station interviewing two people at a bicycle museum.

- First, you will hear what's at the museum.
- Then, you will hear from a visitor to the museum.
- Next, you will hear about a specific exhibit at the museum.
- Finally, you will hear about a special event taking place.

You will hear the interviews in several parts. After each part, you will hear some questions. There are three answer choices for each question. You should select, from the three answer choices, the best answer to the question.

If you want to, you may take notes in your test booklet as you listen.

Now you will hear the beginning of the first interview. For this part, there will not be any actual test questions. The questions that follow this part are examples only.

Example 1:

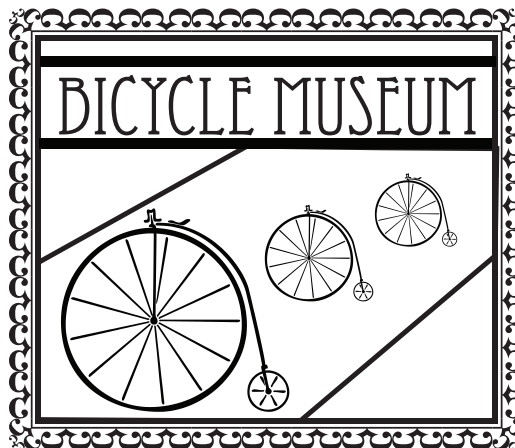
- at a bicycle museum
- in a radio station
- at a bicycle race

The correct answer is a, at a bicycle museum.

Example 2:

- the mayor of Boston
- the museum director
- a professional bicycle race

The correct answer is b, the museum director.



Now we will continue with the interview. Remember, after each section of the interview you will hear some questions. In the test booklet, the sections are separated by double lines. You will have 12 seconds to mark your answer to each question. Mark your answers on the separate answer sheet. There are 20 questions. Are there any questions before we begin?

31. a. none yet
b. just a few people
c. many people
32. a. 200 years ago
b. 400 years ago
c. 600 years ago
-
-

33. a. It can only be used going downhill.
b. It has a big front wheel.
c. It has no pedals.
34. a. in a rocky area
b. on a flat field or street
c. down a hill
35. a. The bicycle will tip forward.
b. The bicycle will go faster.
c. The bicycle will break.
-
-

36. a. They were heavier.
b. They were faster.
c. They were more comfortable.
37. a. They were not round.
b. They were expensive.
c. They were not filled with air.
38. a. They both have equal-sized wheels.
b. They both have air-filled tires.
c. They both weigh the same.
-
-

39. a. rode along a rocky beach
b. studied a volcano
c. rode down a volcano
40. a. Yes, he could ride the whole way.
b. No, some parts were too rocky.
c. No, he had to stop and rest.
41. a. He is staying home.
b. He is going someplace new.
c. He is going back to the same area.
-
-

Write notes here.

**CONTINUE TO
THE NEXT PAGE**



42. a. He rents a bike.
b. He sends his bike on an airplane.
c. He puts his bike on his car.
43. a. You shouldn't do this.
b. You should take the bike apart first.
c. You should put the bike in a container.
44. a. Her bike was damaged.
b. Her bike container fell apart.
c. She rented a bike.
-
-

45. a. a famous bicycle rider
b. the museum director
c. a bicycle inventor
46. a. bicycle riders
b. bicycles
c. places where the bicycle riders went
47. a. It was ridden around the world.
b. It's worth \$25,000.
c. It was ridden in a big race.
-
-

48. a. the opening of a new museum exhibit
b. the opening of a special children's exhibit
c. a bicycle race for children
49. a. at the museum
b. at the police station
c. in a park
50. a. a new bicycle
b. money to spend in the gift shop
c. a free pass to the museum

Write notes here.



END OF THE LISTENING TEST

GRAMMAR, VOCABULARY, AND READING SECTION INSTRUCTIONS

Do not begin this section until the examiner has read these instructions to you.

1. There are 100 problems in this section of the examination. There are grammar, vocabulary, and reading problems. They are numbered 51 through 150. Examples of each kind of problem are given below.
2. You will have 80 minutes to finish the entire grammar, vocabulary, reading (GVR) section. Try to answer all the problems. Do not spend too much time on any one problem or you will not have time to finish this section. You may answer the problems in any order you wish.
3. Each problem in this section has only one correct answer. Completely fill in the circle that corresponds to the answer you have chosen. Do not make any stray marks on your answer sheet. If you change your mind about an answer, erase your first mark completely. Any problem with more than one answer marked will be counted as wrong. If you are not sure about an answer, you may guess.
4. Here are examples of each kind of problem. In each example, the correct answer has been underlined. For the actual problems, fill in the circle with the corresponding letter on your answer sheet. Do not mark your answers in this test booklet.

GRAMMAR

Choose the word or phrase that best completes the conversation or sentence.

“What is that thing?”

“That _____ a spider.”

- a. to call
- b. for calling
- c. be called
- d. is called**

VOCABULARY

Choose the word or phrase that most appropriately completes the sentence.

Can you _____ me what time it is?

- a. give
- b. tell**
- c. call
- d. say

READING

There are three kinds of reading passages. In one kind, you will read the passage first, then answer the questions following it according to the information given in the passage. In the other two, you will read the questions first, then look in the text on the facing page for the answers. This example question might accompany a brochure about musical events in a city:

If you want to buy tickets for the holiday concert, you should...

- a. call 763-0500.
- b. order them by mail.
- c. go to the theater office.**
- d. contact your local high school.

5. Remember, you have 80 minutes to finish the entire GVR section. Do not write in the test booklet. Mark only on the answer sheet. You may begin now.

51. Last year six people got promoted, but this year _____.
a. not any employees did
b. no employees did
c. none employees did
d. didn't any employees
52. How are the plans _____ for the party next week?
a. come along
b. to come
c. coming
d. that come
53. The new machine worked _____ John said it would.
a. as if
b. just if
c. just as if
d. just as
54. The ceremony _____ by family and friends.
a. attends
b. attended
c. was attended
d. has attended
55. Bill has had many _____ problems lately.
a. healthy
b. healthful
c. health
d. healthiness
56. I understood _____ of what he said.
a. few
b. any
c. hardly
d. little
57. "Did you quit smoking?"
"I meant to last month, but so far I _____ been able to."
a. haven't
b. couldn't
c. wasn't
d. wouldn't
58. "Did you like the book?"
"Not really, only _____ chapters were worth reading."
a. the two of
b. two of the
c. of the two
d. two of
59. "Will there be any special events in town on July 4th?"
"Plans _____ for a big parade."
a. making
b. being made
c. are making
d. are being made
60. If people _____ kind to other people, the world would be a better place.
a. are always
b. were always
c. always be
d. will always be
61. A bear is stronger than five men _____.
a. combination
b. combined
c. combining
d. combine
62. Everyone _____ about the lives of actors.
a. interests in knowing
b. interests to know
c. is interested in knowing
d. is interesting knowing
63. I knew Paul _____ me to come, but I just couldn't get there in time.
a. wanted
b. wants
c. is wanting
d. will want
64. I tried to tell her what happened, but she wouldn't listen _____.
a. of my explaining
b. to my explanation
c. to my explain
d. for my explanation

65. _____ his inexperience, the candidate will not be elected.
- Because of
 - Without
 - In spite of
 - Although
66. Our teachers were as surprised as we _____ that our school won the championship.
- did
 - been
 - had
 - were
67. There are a lot of places in California _____ be interesting to visit.
- would
 - which would
 - which they would
 - they would
68. My cousin must stop _____ milk because it makes him sick.
- to drink
 - drinks
 - he drinks
 - drinking
69. It _____ possible for me to return your call if you had left your number.
- would have been
 - would be
 - will have been
 - will be
70. I wonder _____ graduated yet.
- Jane
 - that Jane
 - whether Jane
 - when Jane
71. Don't worry about _____ you look like. The dress is casual for this evening.
- how
 - what
 - which
 - that
72. My boss requested that _____ late at the office tomorrow.
- me to stay
 - I stay
 - will I stay
 - my staying
73. What was your reason _____ taking a chemistry class?
- of
 - for
 - by
 - about
74. Many people don't know that both zinc and copper _____ to make coins.
- are using
 - are used
 - used
 - use
75. Your grades show you've made great _____ at school this year.
- progressive
 - progressing
 - progress
 - progresses
76. The situation is more complex _____.
- than it seems
 - than seems
 - as seems
 - as it seems
77. _____ my parents, I get advice from my friends.
- Besides
 - Except of
 - In additional
 - As to
78. The city monument _____ built several years ago.
- was
 - has been
 - is
 - had

79. I would have preferred to visit the museum after _____ lunch.
 a. having eating
 b. having eaten
 c. had eaten
 d. eaten
80. "Have you paid the electric bill?"
 "I wasn't planning to _____ after payday."
 a. during
 b. until
 c. since
 d. before
81. "Why do you think people should exercise more?"
 "It helps your body _____ and healthy."
 a. become strong
 b. be strongly
 c. of being strong
 d. become strongly
82. If we don't do this now, we _____ able to do it.
 a. may never be
 b. will never
 c. had to never be
 d. can never be
83. There are many differences between my beliefs and _____.
 a. those of her
 b. her ones
 c. ones of her
 d. hers
84. "Do you remember that old song we used to dance to?"
 "Yes, that was _____ long ago."
 a. much
 b. even
 c. a lot
 d. so
85. "It's too cold outside."
 "I know. I _____ for summertime!"
 a. absolutely cannot wait
 b. cannot absolutely wait
 c. cannot wait absolute
 d. absolute cannot wait
86. Politicians should not _____ from the laws they pass.
 a. earn
 b. profit
 c. increase
 d. finance
87. Karen has a good _____ at work and is always happy to learn new skills.
 a. harmony
 b. wish
 c. confidence
 d. attitude
88. This mathematical theory is the _____ of my argument.
 a. underground
 b. basement
 c. foundation
 d. principle
89. Is Italy _____ like a boot or a motorcycle helmet?
 a. shaped
 b. positioned
 c. located
 d. placed
90. Many of the books written one hundred years ago are still _____ today.
 a. intended
 b. extended
 c. relevant
 d. permanent
91. Michelle used facts and examples to _____ her point of view.
 a. gain
 b. justify
 c. achieve
 d. convince
92. The little girl _____ her doll on the dirty floor.
 a. picked
 b. crawled
 c. dragged
 d. handed

93. Linda asked her teacher for _____ about which classes to take.
- guidance
 - admission
 - entrance
 - registration
94. This statue _____ to be made of marble.
- defines
 - discovers
 - appears
 - conceives
95. I've been _____ with Rebecca via email, but she doesn't write very often.
- conducting
 - contacting
 - corresponding
 - composing
96. For my _____, please don't tell Mom I broke her lamp.
- sake
 - excuse
 - help
 - mistake
97. The population of Detroit is getting smaller _____ to the latest census.
- concerning
 - involving
 - relating
 - according
98. Her new job offered a very high _____.
- earning
 - wealth
 - value
 - salary
99. Tom was not sure of his _____ to complete the work alone, so he asked for help.
- provision
 - behavior
 - function
 - ability
100. The police officer's clever planning _____ an arrest.
- responded to
 - reacted to
 - returned to
 - resulted in
101. Frank _____ his mother by not calling when he stayed out late.
- worried
 - feared
 - suffered
 - expected
102. Jeff _____ and fell on the wet floor.
- threw
 - rolled
 - slipped
 - passed
103. We need to do something that will _____ between the young and the old.
- bridge the gap
 - jump the gun
 - bear the burden
 - go halves
104. The meeting will start _____ at seven o'clock.
- perfectly
 - thoroughly
 - promptly
 - simultaneously
105. Jane has very good _____; I always go to her for advice.
- decision
 - administration
 - arrangements
 - judgment
106. Once his plan was set in _____, it was impossible to stop.
- function
 - play
 - motion
 - process

107. The doctors said they would _____ Steve's surgery on Tuesday.
- treat
 - perform
 - operate
 - produce
108. All the students were _____ from school at 3 p.m.
- admitted
 - suspended
 - promoted
 - released
109. Those fish cannot _____ outside in the pond when the temperature gets so cold.
- concentrate
 - reveal
 - operate
 - survive
110. That dictionary has been very popular and it's now in its third _____.
- version
 - edition
 - copy
 - process
111. The contract becomes final once certain _____ are met.
- values
 - scenes
 - conditions
 - actions
112. Did you _____ well on the driving test?
- do
 - put
 - get
 - take
113. He comes from a very mountainous _____ of the country.
- land
 - form
 - piece
 - region
114. I _____ Bob would water his plants more.
- ask
 - want
 - hope
 - wish
115. He _____ that we eat at the Italian restaurant.
- expressed
 - indicated
 - appointed
 - suggested
116. I'm afraid the new law will _____ economic development.
- reserve
 - avoid
 - decline
 - restrict
117. Taking care of ten animals was a heavy _____ for the Smiths.
- relief
 - collection
 - development
 - burden
118. Amy had to _____ her doctor's appointment because she was going out of town.
- prevent
 - deny
 - cancel
 - reserve
119. Since you haven't checked your facts, I don't think your report is _____.
- exact
 - secure
 - considered
 - accurate
120. We finally _____ the wild animal by trapping it in a cage.
- kept
 - captured
 - clutched
 - grasped


This passage about salutes comes from multiple sources.

Salutes are signals used by the military to show honor and respect. The most common form of salute is the hand salute—raising one’s open hand to the eyebrows. There are several theories about its origin. One theory suggests the hand salute is similar in function to the handshake. By raising an open hand, like extending the hand for a handshake, saluters can show they are unarmed. Another theory traces the hand salute to the time when men wore metal armor in battle. To signal a friendly approach, these soldiers raised the visors on their helmets so that they could be recognized. This action required the same arm movement as today’s common hand salute.

Another type of salute is the 21-gun salute. In this case, “gun” refers to the cannons on a ship. This tradition originates from the time of sea battles when defeated ships had to empty their cannons to show surrender. But today, firing guns has become a way of honoring important people such as presidents and royalty. Originally, the number of guns fired during a salute varied from country to country. This often caused confusion. For example, the British used to use seven guns. On the other hand, the United States fired one shot for each state. In 1875, an international agreement among many nations set the number at 21. This common number indicates that countries are giving each other equal respect.

121. Originally, handshaking and saluting might have had the same purpose. What was it?
 - a. to show equal respect
 - b. to end a battle
 - c. to show one did not have a weapon
 - d. to honor someone who died in battle
122. Why is metal armor mentioned in the passage?
 - a. to explain what visors were made of
 - b. to explain one possible origin of saluting
 - c. to describe the different hand signals of soldiers
 - d. to describe why soldiers do not shake hands
123. In the third sentence of the second paragraph, what does **This tradition** refer to?
 - a. replacing cannons on ships with guns
 - b. the 21-gun salute as a sign of respect
 - c. a common way to surrender a battle
 - d. requiring ships to salute each other
124. Originally, what did it mean to fire all of the guns on your ship?
 - a. It had lost a battle.
 - b. It had superior weapons.
 - c. It was honoring a guest.
 - d. It was celebrating a victory.
125. What did the international agreement of 1875 do?
 - a. It made gun salutes more common among many nations.
 - b. It replaced the cannons on ships with guns.
 - c. It made many countries use the same number of shots in salutes.
 - d. It changed the meaning of the 21-gun salute.
126. Which of these would be the best title for this passage?
 - a. Signals in Battle
 - b. The History of Salutes
 - c. The Changing Methods of Warfare
 - d. British-American Military Salutes

1



Half day hike: \$20 - 1-5 p.m.
 Full day hike: \$35 - 11 a.m. - 6 p.m.
 Fee includes round-trip transportation from the ranch

Weekdays only, Spring/Summer/Fall

See tracks from nine different dinosaur species on a dried-up lakebed

Participate in ongoing digs. Be an archeologist for a day!

What to bring:

- your own lunch
- plenty of water
- hat
- sunscreen
- hiking shoes

No children under age 3

2

Prepare to get wet - and have the time of your life!
Rocky River Rafting



- Bring extra clothing
- Must be a good swimmer
- Trips depend on weather and river conditions
- No pregnant women
- Ages 12 and up only

wildlife sightings


\$60 per person, box lunch included
 7 days a week, summer and fall
 Sign up at ranch front desk

3

Wild West Museum

Attractions:

- Experience how cowboys lived
- Take pictures of a buffalo herd on site
- Learn about weapons and garments from different Native American tribes
- Hear recordings of Wild West music



\$5 admission; \$2 children under 5.
 Free on Mondays
 9 am to 5 pm, Monday - Friday

Get your picture taken beside a real buffalo!

Be sure to visit the cafeteria and gift shop (15% discount for senior citizens)

4



Ponderosa Ghost Town

Visit an 1800s town located near an abandoned gold mine

- Authentic saloon and post office
- Saturday reenactment of high-noon shootouts
- Lunch served cowboy style

Take an optional trip to the mine (no children allowed). Bring good walking shoes



Ghost town tour: \$10 • Mine trip: \$6 • Saloon lunch: \$10-15
 Weekends only. • Free ranch shuttle

5

Native American Arts and Crafts Workshop

Learn about Native American cultures

- Make crafts and pottery in the Native American style – Youth classes available
- Practice Native American songs and dances
- Learn how animal designs were used in arts and clothing



Handmade crafts available in gift shop (Over 65, 10% off)

Open noon-4pm Tuesday-Saturday
 Free admission; art material costs vary



INSTRUCTIONS

You and your family will be visiting the mountains of Colorado area and are looking for things to do. Read the questions, and then look at the advertisements on the opposite page for the answers.

127. For which activity is there a single fee?
- a. 1
 - b. 2
 - c. 3
 - d. 5
128. Which activity offers a discount for children?
- a. 1
 - b. 2
 - c. 3
 - d. 5
129. Which activity fee covers food?
- a. 1
 - b. 2
 - c. 3
 - d. 4
130. Which activity offers food for an additional charge?
- a. 1
 - b. 2
 - c. 4
 - d. 5
131. On a Monday, where could you go to hear music?
- a. 1
 - b. 3
 - c. 4
 - d. 5
132. Your aunt is expecting a baby. Which activity is closed to her?
- a. 1
 - b. 2
 - c. 3
 - d. 4
133. Which activities' fees include transportation from the ranch?
- a. 1 and 2
 - b. 1 and 4
 - c. 1 and 5
 - d. 2 and 4
134. Where can you see live animals?
- a. 1 and 2
 - b. 1 and 3
 - c. 2 and 3
 - d. 2 and 5
135. Which activities feature some weapons?
- a. 1 and 3
 - b. 3 and 4
 - c. 3 and 5
 - d. 4 and 5
136. In the winter, where can a family with teenagers go on a Saturday?
- a. 1 and 3
 - b. 1 and 4
 - c. 3 and 5
 - d. 4 and 5
137. Which activities state that they have age restrictions?
- a. 1, 2, and 4
 - b. 1, 2, and 5
 - c. 2, 3, and 4
 - d. 3, 4, and 5

The Johnson Family Ranch

Located in the mountains of Colorado • Offers a variety of activities for the whole family!

History

The first recorded descriptions of the area around Johnson Ranch come from the journals of explorers Lewis and Clark. In the early 1800s, they described the scenic rock towers bordering Tower Creek. Fifty years later, gold miners settled along the creek to work the nearby mines. The Main Lodge was

built on the site of the Red Onion Saloon, the original bar that served many of these thirsty miners. Today Johnson Ranch is both a working cattle ranch and a family-friendly resort. Guests can ride alongside real cowboys, following the same trails used by the Johnson family for nearly one hundred years.

Lodging and Dining



The Main Lodge, with its cozy Cowboy Lounge, has been open to guests since 1976 and contains three luxurious suites with fireplaces and private hot tubs. Guests who prefer to be closer to nature can stay in one of our ten log cabins, complete with kitchens. Cabins vary in size, sleeping two to five people. Gas lamps and log furniture complete the charm. Good food has always been a tradition at the Johnson Ranch. Full course dinners are served daily at the Main Lodge. Alternately, guests can sit outside on the deck and stargaze while enjoying a barbeque. Picnic lunches are available for hikers.

What to Bring



You will want cowboy boots and western-cut jeans. Cowboy boots protect your ankles and have a heel that will keep your foot in the stirrup. Western-cut jeans are made of heavy cotton and the double seam is on the outside of the pant leg so that your legs aren't irritated from rubbing during riding. Loose jeans are not practical for riding. Hiking boots are great for activities other than riding. Be sure to bring warm clothes because the temperatures can be cold in the mountains at night.



Activities

Horseback Riding

The horseback riding program is our most popular attraction. Enjoy being on your own or with a group. With help from our instructors, choose from a variety of trails fit to your skill level. Enjoy the beautiful scenery by riding down into the canyons and up the hills, and then feed your horse a treat for a job well done!

Mountain Biking

Are the dirt trails calling you? Hop on one of our mountain bikes and follow the trails to any number of attractions, including Shell Falls and Horseshoe Lake.

Fly Fishing

At any time, guests who bring their own fishing poles are welcome to fish at Horseshoe Lake. Catch and grill your own trout dinner! (For a small fee, you may arrange for personalized lessons from a guide.)

Cattle Work

Taking care of the cattle is one of the biggest responsibilities on a dude ranch. Assist our ranchers and learn how to guide the cattle, how to catch cattle using a rope lasso, and what foods are good for the cattle to eat.

Daily Schedule

7:30 a.m.	Breakfast at the Lodge with the head rancher
8:00 a.m. – 5:00 p.m.	All day cattle work (lunch on the open range)
8:30 a.m. – 12:00 p.m.	Half-day guided horseback ride through scenic Tower Creek Canyon
8:30 a.m. – 12:00 p.m.	Half-day hike near Shell Falls
12:30 p.m.	Lunch at the Lodge
2:00 p.m. – 5:00 p.m.	Self-guided trips through Tower Creek Canyon area
4:00 p.m. – 7:00 p.m.	Fly fishing on Horseshoe Lake
6:00 p.m.	Music hour in Cowboy Lounge
7:00 p.m.	Dinner at the Lodge
8:30 p.m.	Campfire (Wed & Sat)



Dates and Rates

Open May to November

Packages (incl. accommodations, meals, & ranch activities), per person:

	Peak Season (June to August)		Shoulder Season	
	Lodge	Cabin	Lodge	Cabin
3 nights	\$1,100	\$800	\$900	\$550
6 nights	\$2,000	\$1,500	\$1,500	\$1,000

We can arrange special rates for groups and special events. Visit our website, www.JohnsonFamilyRanch.com

INSTRUCTIONS

On the opposite page is a brochure about the Johnson Ranch. Read the questions below and then look at the magazine page for the answers.

138. According to the passage, why do most people visit the ranch?
- to see the canyon
 - to ride horses
 - to go hiking
 - to round up cattle
139. When is it the least expensive to go to the ranch?
- January
 - July
 - October
 - December
140. What brought early settlers to the area of the Johnson Ranch?
- gold mines
 - beautiful scenery
 - ranching work
 - Lewis and Clark's descriptions
141. When was the Red Onion Saloon in business?
- the early 1800s
 - the mid-1800s
 - the mid-1900s
 - the late 1900s
142. Who went to the Red Onion Saloon?
- miners
 - Lodge guests
 - Lewis and Clark
 - the Johnson family cowboys
143. According to the passage, what did Lewis and Clark write about?
- gold miners
 - rock towers
 - Johnson ranch
 - the Red Onion Saloon
144. What is important to wear when riding?
- clothes that keep you warm
 - loose clothing
 - boots with a special heel
 - hiking boots
145. Why are western-cut jeans recommended?
- They are warmer.
 - They protect your ankles.
 - They are more attractive with cowboy boots.
 - They are better for horse riding.
146. You've decided to go fly fishing today. What other activity can you also do today?
- listen to music in Cowboy Lounge
 - hike to Shell Falls
 - do cattle work
 - go by yourself to the canyon
147. If you want to cook your own food, where should you stay?
- at a log cabin
 - in a suite at the Main Lodge
 - in a Cowboy Lounge
 - at the campfire
148. Which activity requires an extra fee?
- fishing lessons
 - horseback riding
 - cattle work
 - mountain biking
149. Besides teaching how to ride, what do the riding instructors do?
- tell you what to wear
 - tell you when to ride
 - tell you how to feed your horse
 - tell you where to ride
150. For which activity do you need to bring your own equipment?
- horseback riding
 - mountain biking
 - fly fishing
 - cattle work



WRITING SECTION INSTRUCTIONS (30-MINUTE TIME LIMIT)

- The examiner will have already provided you a writing answer document on which to write your essay. Make sure you have filled in your name and your signature exactly as you did on your registration form and answer sheet, as well as your birthdate and your registration number.
- Do NOT write your essay in this test booklet. Write your essay on the writing answer document you have been provided.
- Use a #2 (soft) pencil only.
- For the writing section you will first read a short article. After you read the article, you can choose either Task 1 or Task 2. For Task 1 you will write a letter. For Task 2 you will write an essay. Do only ONE of these tasks. If you do not write on one of these topics, your paper will not be scored.
- You will have 30 minutes to write your letter or essay. You should write about one page.
- You may make an outline or notes if you wish, but your outline will not count toward your score.
- Write inside the boxes on pages 3 and 4 of your writing answer document.
- Extra sheets of paper or scratch paper will not be scored. Please use ONLY the space provided on the writing answer document to complete the writing section.
- You will not be graded on the appearance of your paper, but your handwriting must be readable. You may change or correct your writing, but you should not recopy the entire task.
- Use your own words as much as possible. Do not copy a lot from the article given below.
- Your essay will be judged on how clearly you express your ideas. Use the appropriate format for a letter or essay.

THE CITY TIMES
<p style="text-align: center;">New Hospital Policy on Smoking</p> <p>Yesterday, Dr. Barbara Park, director of Community Hospital, announced a new smoking policy. Hospital employees are not allowed to smoke, either at work or at home. Employees will be tested every month to see if they have been smoking recently. Any employee who fails the test will lose his or her job.</p> <p style="text-align: right;">ELI News Service</p>

Task 1: Letter

What is your opinion about the hospital's new policy? Write a letter to the hospital director telling her what you think. Explain the reasons for your viewpoint. Begin your letter, "Dear Dr. Park."

Task 2: Essay

Are there any situations where employers should have the right to say what their employees can or cannot do outside of work? How much control should employers have over their employees' private lives? Give specific examples to support your opinion.

When you have selected your task, remember to fill in "letter" or "essay" in the **ECCE Writing Response** box in the front of your writing answer document.

