



Postcard exchange  
all over Europe...



... to celebrate the  
European Day of  
Languages

# European Day of Languages 2020

eTwinning project - 26 September 2020



## Our Project

# European Day of Languages

Since 2001, the European day of Languages is traditionally celebrated on the 26th September. Linguistic diversity is a path to greater intercultural understanding.

For this reason, we decided to pursue action in favour of languages to highlight:

- Europe's rich linguistic diversity, which must be maintained and encouraged
- the need to diversify the range of languages learned (including less widely used languages), which translates into plurilingualism
- the importance of developing living language skills for full participation in democratic citizenship in Europe.



## Our Objectives

- Students will become aware of the date we celebrate linguistic variety
- Students will use English and their native languages to communicate with peers from other schools across Europe
- Students will use communication tools The project will also make students know from other countries, meet new friends
- learn more about each others cultures to overcome prejudices and transmit tolerance
- will work on respect for others and respect for oneself

# Our Project

<https://twinspace.etwinning.net/118645/home>

Classes in schools all over Europe will write postcards with 3 words such as peace, love, tolerance, european citizenship ... in their different European languages with students from 2 up to 19 years of age.



**Partners' project map**



18:44  
27/10/2020

<https://vimeo.com/467073944>

## Francheville - France

Our nursery school is situated in Francheville, just next to Lyon. Francheville ensure a good environment to live in and work.



### Playground #1

*We have two big playgrounds with games for younger children.*



### School classes

*7 classes in our school, 193 students and 9 teachers.*



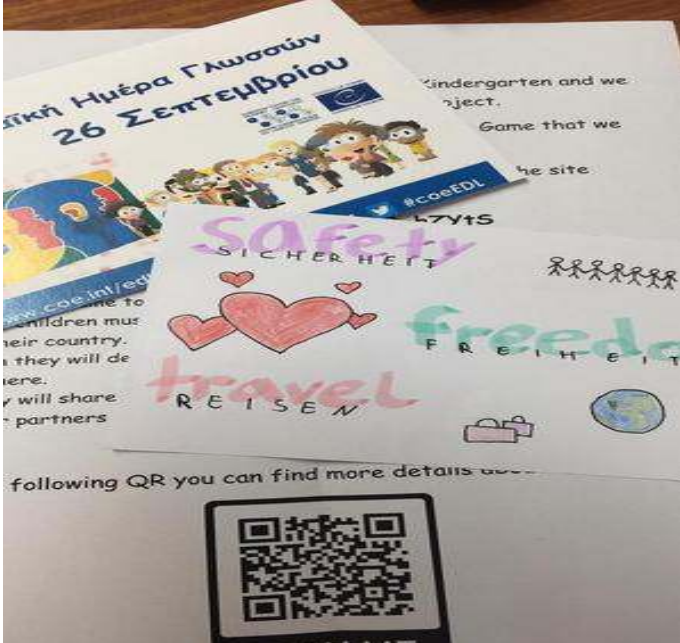
### Class M8 - IJ

*28 students:  
10 are 3 years old  
9 are 4 years old  
9 are 5 years old*

# Francheville - France

Students are working for the project

Letters ready to be posted



## AMOUR, PAIX...

Class M8 in school Le Châter - Francheville wrote postcards with 3 words peace, love, tolerance! Letters have been sent to Croatia, Greece...

## ... ET TOLERANCE

... France, Romania, Italy, Bulgaria, Poland, Portugal, United Kingdom, Germany, Turkey. We received cards from all those partner countries.

# CAMPINA, ROMANIA

## European Day of Languages 2020 in Campina, Romania



*Campina City, Romania*

**Câmpina is a city in Prahova County, Romania. located on the main route between Wallachia and Transylvania. Its existence is first attested in a document of 1503. It is situated in the historical region of Muntenia.**

**Formerly a customs point on the trade route between Transylvania and Wallachia, the town developed at the end of the 19th century and the beginning of the 20th century as an oil extraction and processing center. Between 1897 and 1898, Câmpina was the site of the largest oil refinery in Europe.**



***What is very interesting is that due to its geographical location, Câmpina Municipality is, according to statistics, the town with the most sunny days of the year, with an average of 170 days per year and average rainfall of 500-700 mm / year..***



*Câmpina City Hall*

# CAMPINA, ROMANIA

## WORK AND FUN IN OUR ACTIVITIES



*"B. P. Hasdeu" Gymnasium School*

"B. P. Hasdeu" Gymnasium School was established in 1972, having the name of General School no.7. Since 1999 it has been named after the scientist Bogdan Petriceicu Hasdeu. Almost 600 students, aged between 6 and 14, study in our school.

The fourth grade students celebrate the European Day of Languages in our school in some activities. The students really enjoyed the project, they think that learning languages is very important. They want to work more to improve their english, to read and write.



*We had great fun sending and receiving the postcards from so many countries in Europe!*

# Primary school kneza Trpimira

## eTwinning project European Day of Languages 2020



Primary school kneza Trpimira has been celebrating European Days of Languages for many years.



My students made word clouds with the three key words of the project using Word Art.

### eTwinning project European Day of Languages 2020

Primary school kneza Trpimira has been celebrating European Days of Languages for many years. The European Day of Languages has been celebrated on 26th September every year since 2001 all over Europe.



This year my students participated in the eTwinning project European Day of Languages 2020.

This year my students participated in the eTwinning project European Day of Languages 2020. I decided to rise their awareness of Europe's rich linguistic diversity. According to our project plan, my students like their partners all over Europe, had to write postcards using three key words LOVE (ljubav), PEACE (mir) and TOLERANCE (tolerancija). My students really enjoyed writing postcards to their partners. They also made word clouds with the three key words of the project using Word Art. I made games for my students related to our project. When all our partners' postcards arrived, we completed display and organized an exhibition.

The exhibition was organized at Primary school kneza Trpimira, in Kaštel Gomilica-Croatia. From 7th to 16th October we disseminated our eTwinning project European Days of Languages 2020. We wanted to make our project more visible and to show to all our teachers, parents and students what have we done so far. An exhibition of postcards, which we received from our project partners from all over the Europe, was displayed in our school hall. QR-codes for language games created for European Days of languages celebration was displayed too. We had a great time!  
Tina Parac



# Primary school kneza Trpimira - Croatia



*My students wrote postcards with three key words of our eTwinning project - love, peace and tolerance.*



*We organised an exhibition with the received postcards.*



*This year we participated in European Language Day 2020 through various offline and online activities.*



*My students received bracelets with messages in different languages.*

## GAMES

1) COUNTRIES-  
MATCHING PAIRS ON  
THE MAP:



3) EUROPEAN FLAGS-  
MATCHING PAIRS:



2) COUNTRIES-GROUP  
PUZZLE:



4) QUIZ- ABOUT  
EUROPEAN DAY OF  
LANGUAGES:



*We made games for our project partners. With all these activities we wanted to encourage both students and*

*teachers to learn about different European languages and customs.*  
*Tina Parac*

# 12th Veria's Kindergarten



*We wrote letters*



*We put them in envelopes*



*We read the cards we received*




*We learn the national symbols of our partners*




*Trip around Europe with Google earth*



# Hello from Greece! / Bonjour de Grèce!



*We are writing postcards for our european friends!*



*Our message: we will fight for peace, love and tolerance!*



*Paix, amour et tolérance!  
Ειρήνη, αγάπη και ανεκτικότητα!*



*Our postcards are ready*



*We are the students from Platanos-Prasinada's Primary School!*



*Greetings from Greece!*

# Hello from Greece! / Bonjour de Grèce!



*We received cards from Germany, France and Greece!  
We are so happy!*



*We also received postcards from Croatia, France,  
Poland, Romania, Portugal and United Kingdom!*



*Thank you so much!*



*Ευχαριστούμε πολύ!*



*Ensemble, c'est mieux!*



*Au revoir, les amis!*

# Hello from Greece! / Bonjour de Grèce!

## Beautiful cards, letters...



...messages, drawings


and games!



# Our exhibition about European Day of Languages 2020:



Katarzyna  
Orkiszewska  
Szkoła Podstawowa  
im. Adama Wodźniczki  
w Rogalinie



Thank you eTwinning partners for you collaborate.

## Europejski Dzień Języków w Szkole Podstawowej w Rogalinie

Me uczniowie napisali listy do partnerów eTwinning i byli bardzo szczęśliwi, że mogli być częścią projektu.



### First step

My pupils wrote letters to our partners.



### Second steps

Listy do naszych partnerów były gotowe do włożenia ich do kopert.



### Step 3

minvelops były gotowe do wystania ich do różnych krajów - naszych partnerów projektu eTwinning.

# PORTUGAL

## eTwinning project

The students learnt that there is a huge linguistic diversity in Europe. There are more than 60 different languages (official languages, regional languages and dialects). They discovered that all these languages are a very important common European heritage and must be preserved. My students are very curious, so they researched and learned how some simple words such as "hello", "goodbye", "love", "peace" and "tolerance" are said in different languages, for instance in French, German, Italian, Croatian, Turkish, Polish, Greek, Romanian, Bulgarian and in other European Languages. This was a very enriching activity! They loved it!

## Agrupamento de Escolas do Sudeste de Baião

The students of the 5th grade class B from Santa Marinha do Zêzere, Portugal, were very happy to participate in the eTwinning project: "European Day of Languages". First they identified in a map all the European countries involved in the project, their language, flag and some cultural aspects. Then they decided to send beautiful

postcards from the Douro region, the most famous region in Portugal known for the Porto Wine. The Douro river and the vineyards are part of the landscape around this region. They were very happy when the first postcards arrived. All of them so beautiful and full of important messages: Love, Peace and Tolerance.



*The postcards that we sent to our partners in the project.*

## The activities developed

During September and October students worked on several activities of the project. They wrote the postcards to send to our partners. They made several researches on internet and found how some words are said and written in different languages. They played the games shared by our partner friends. They learnt important things about European countries and enjoyed themselves a lot! Excellent games!

In September and October we received our friends postcards. We were very anxious. We read them in the classroom and we started preparing the exhibition of "The European Day of Languages 2020". We displayed all the postcards in the School Library, the perfect place for everyone to visit the exhibition! My students loved to participate in this wonderful project and it was full of cooperation and collaboration. Thank you my dear friends!



*The exhibition in the School Library.*





# Portugal

## eTwinning Project

This project provided students with contact with several European languages and made it possible to relate them to English language learning. Being curious students, they had the opportunity to do research and learned to write and say a few words such as: hello, good morning, goodbye, love, peace, tolerance, friends, friendship. They were also able to verify that in some of these European countries there are children who have the same name, only that they pronounce it differently. They loved learning words in Croatian, French, Polish, Bulgarian, Italian, German, Turkish, Greek and Romanian. It was a very enriching experience.

## Agrupamento de Escolas de Valbom

The students at Escola da Lagoa, in Valbom, participated with great commitment and joy in this project alluding to the European Day of Languages. They started the project by viewing the map of Europe, getting to know the European countries and then, identifying the location of the countries involved in the project.

Afterwards, we started to create 3D postcards with the words European day of Languages, Love, Peace, and Tolerance, and sending them to their partners. When they started receiving postcards from the other participating schools, they were thrilled and very happy. It was wonderful!




*Our Project billboard with cards from all the participant countries.*

## How the project was developed

It all started in mid-September, upon returning to school, six months after the confinement due to the pandemic. The project was presented, a map of Europe was projected, the European countries were identified and those that were part of the project were identified, which aimed to promote the linguistic diversity of Europe. Then, we chose the postcard to send to the schools involved in the project and started working.

Once completed and posted, we explored the European Union page and played some of their games about Europe.

In the meantime, we viewed the eTwinning project pages, and rehearsed a song in English to sing on European Day of Languages. On September 26 we sang "Hello To All The Children of the World" and recorded a video that we shared with our European friends. We also went to see their works, videos and games.



*Colouring the cards with the three words chosen: Love, Peace and Tolerance.*



# Primary school "Josip Kozarac" Soljani, Croatia

## Celebrating European Day of Languages 2020 with the eTwinning project



Primary school "Josip Kozarac" Soljani, Croatia

During September and October 2020 students from grades 5 to 8 of Primary school "Josip Kozarac" Soljani (Croatia) celebrated European Day of Languages with their English language teacher Adrijana Roždijevac by participating in the eTwinning project "European day of languages 2020" with 26 other partner schools from Europe.

After creating the project logo and presenting their school (<https://bit.ly/OSSoljani>), the students made colourful postcards with Croatian

symbols and Croatian words for *peace* (*mir*), *love* (*ljubav*) and *tolerance* (*tolerancija*). The cards also included QR codes for the games the students prepared for other partner schools using Wordwall, LearningApps, Kahoot and Jigsaw Planet in order for them to get to know Croatia and Croatian language better.

The 5th-grade students created handmade posters with drawings and words in different European languages. The 6th-grade students made word



The students from grades 5 to 8 making the postcards for the partner schools

[the following page]

Word clouds and Canva posters about EDL created by grades 6a and 8

The 6th-grade students coding with mBots for EU Code Week 2020

The students from grades 5 to 8 doing project activities



School displays with the word posters (Grade 5) and received cards from the partner schools

clouds with words in different European languages using WordArt. The 7th-grade students learned how to say 'Hello!' in different European languages, prepared a school display about it, shot the video

and created it with Adobe Spark. They also made animated pictures about different European words and phrases with ChatterPix and Bitmoji. The 8th-grade students used Canva to create posters about palindromes, proverbs, idioms and unique words. During October the 6th-grade students also participated in EU Code Week 2020 by playing the coding language game created by the partners from Greece where they programmed mBots to find different European words for 'Hello!' on the map.



All of the students' project activities are summarized in this video: <https://bit.ly/eTwEDL2020>.

The absolute highlight of the project was impatiently waiting for and receiving the cards from other partner schools which made the students extremely happy. They were very excited to read and comment the messages with their classmates, as well as to learn new things about partner countries and their languages.



They also prepared the school exhibition with their work and the received cards and in that way presented the projects to everyone at school.

After all their hard work, the students enjoyed playing online and offline games prepared by other partner schools.

During the project the students improved their English and ICT skills, as well as learned many new things about the partner countries,



their languages and cultures. Above all, the students really enjoyed making the postcards and games for other partner schools and presenting Croatia and Croatian language to everyone in the project,

as well as receiving the cards from other partner schools. They also had a lot of fun doing the activities other schools prepared for them and learning different words and phrases from other European languages.

You can find all the information, games, photos and videos about their project activities on their project Padlet page: <https://bit.ly/EDL2020Soljani>.



## Alice-Salomon-Schule

— vocational college —  
Hannover, Germany

- ▶ Here you can see our school. It is an old building – but very charming.
- ▶ We offer full-time courses to students who want to go to university later on.
- ▶ We also offer a variety of part-time courses to students who want to work in the fields of health care or social care. Students get practical training in their work placements on two or three days a week, and on the other days they study at our college in their field of practice.
- ▶ We also have full-time students who specialise in social care.
- ▶ Most of our students are young adults.
- ▶ Photo: © Fynn Ohse, BFS2c



### FIRST STEP:

In September we started to make the postcards. We thought about the question: What does Europe mean to us? And we found many different answers: the Euro, easy travelling, strong economy, Brussels, the Brexit, friendly policemen in the streets, democracy – it all depends on from what background we come. But we could all easily agree on Peace – Love – Tolerance !

## Alice-Salomon-Schule goes etwinning: EDL 2020 – So many letters for and from our partners – and from so many countries!

- ▶ We are 45 students from two classes and we work in 45 different pre-schools, or Kindergarten as it is called here. Some of us work with children between 3 and 6, others work with younger children.
- ▶ We are in our first year at Alice-Salomon-Schule. Our school days are Wednesdays, Thursdays, and Fridays.
- ▶ On Thursdays we have English lessons, and that is when we can work on this etwinning project: "That's very little time – but we tried what we could do despite partial Corona lockdowns etc.!"
- ▶ We joined this project so that we can use English for communicating with you, our European partners. We also wanted to find out how close "Europe" can come to our English classroom and how we can later use our ideas in our pre-schools.

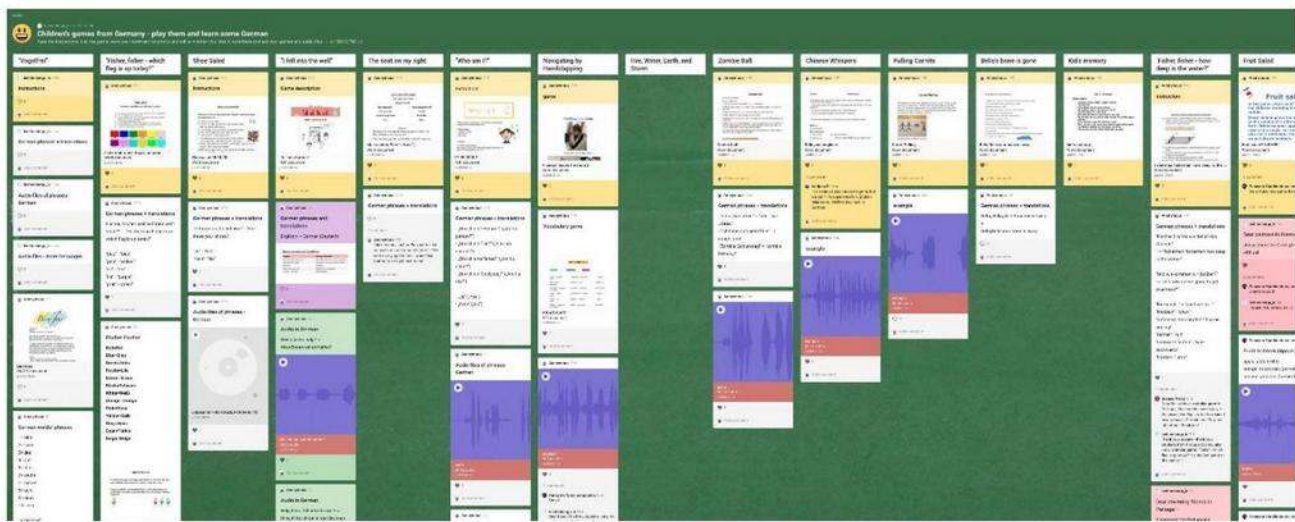


### NEXT STEP:

We wanted to find out: In which other ways can we interact with our partners? So we decided to make a collection of our favourite games that the children in our pre-schools play.

We translated the instructions into English, then we added the German phrases that you need if you want to play it in German – and we prepared audio files so that you know how to say them.

But best of all: We got a post from our partners in Greece and now we can play the "Fruit Salad" game in Greek, too!!!



You can see everything on our padlet. Here is the link:  
[https://padlet.com/lechtenbergu\\_le/5ehr12qgqhgbpbr](https://padlet.com/lechtenbergu_le/5ehr12qgqhgbpbr)

We also tried the games that our etwinning partners uploaded in the Twinspace, and we evaluated them for their use in our kindergartens. Here is our evaluation of our favourite game:

**Game: Matching flags and countries** Link: <https://learningapps.org/watch?v=pbz4faqn20>

**What do you like about the game?** We like that it's easy and quick to do and you can learn from this game easily. We also like that you can reconnect the cards if it's not correct.

**What do you not like about the game?** We didn't think it was so good that the game went by relatively quickly, younger Children maybe have fun to play the Game again and again, but Children at the age of or older want variety.

**How would you use this game in your pre-school? What would you change, and why?**

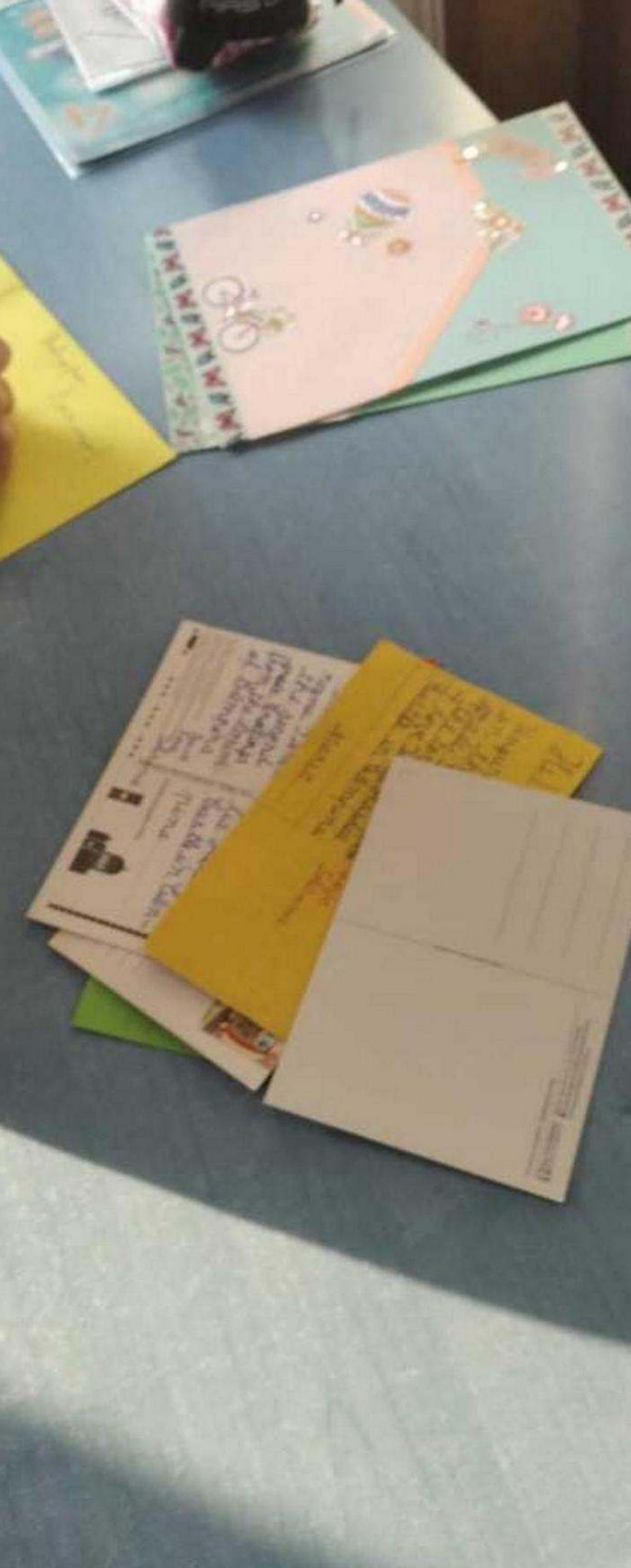
1. We would show it on the white board and the kids can say what the name of the flag or country is.
2. We would print out the flags and country names so that the kids can play the games on the table.
3. Print out the flags and colour them so that they know what colours the countries have.
4. Learn something about the country, e.g. traditional food so that the kids can keep it in mind and can connect the country with something.

**Game: Code Week game with BeeBot** Link: <https://padlet.com/dimgiag/9oogy8yauy29d8ht>

This game surprised us most because no one of us has heard of using computers and coding tasks in kindergarten. This approach is very unusual in Germany – and very interesting for us to see.

#### FUTURE STEPS:

We got many new ideas from you. Most of all, you brought it home to us that there are many different languages in Europe, and in our kindergarten groups, too. We have learned how we can include more languages than German when we play games with the children. And there will be many more chances to include foreign languages in kindergarten – and to include all children, too.



Thank you  
all for this  
collaborative  
work!

[https://twinspace.  
etwinning.net/  
118645/home](https://twinspace.etwinning.net/118645/home)

Croatia  
Greece  
France  
Romania  
Italy  
Bulgaria  
Poland  
Portugal  
United Kingdom  
Germany  
Turkey