


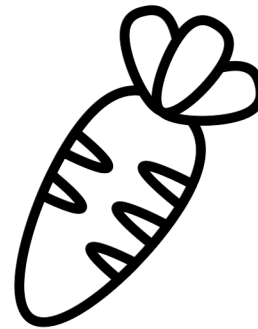








Οδηγίες:

1. Ζωγραφίστε το πασχαλινό σας καπελάκι.
2. Κολλήστε τα δύο κομμάτια.



ΚΑΛΟ ΠΑΣΧΑ




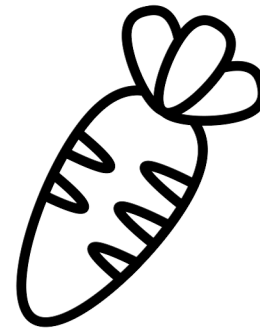






Οδηγίες:

1. Ζωγραφίστε το πασχαλινό σας καπελάκι.
2. Κολλήστε τα δύο κομμάτια.





ΚΑΛΟ ΠΑΣΧΑ



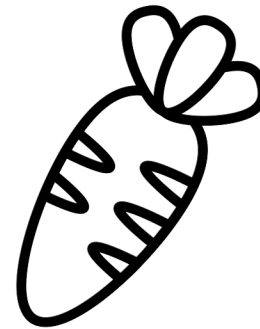






Οδηγίες:

1. Ζωγραφίστε το πασχαλινό σας καπελάκι.
2. Κολλήστε τα δύο κομμάτια.



ΚΑΛΟ ΠΑΣΧΑ



Σας ευχαριστώ που κατεβάσατε  
το υλικό μου!



Μαθαίνουμε μαζί!