



Χριστουγεννιάτικη  
επανάληψη για  
πρωτάκια




Όνομα:

Ημερομηνία:

# Μέτρα και χρωμάτισε!

Μέτρα και χρωμάτισε τις μπάλες του χριστουγεννιάτικου δέντρου

3




5




7



1



2



4



6




# Μέτρα και χρωμάτισε!

Μέτρα και χρωμάτισε τις μπάλες του χριστουγεννιάτικου δέντρου

10




5




9



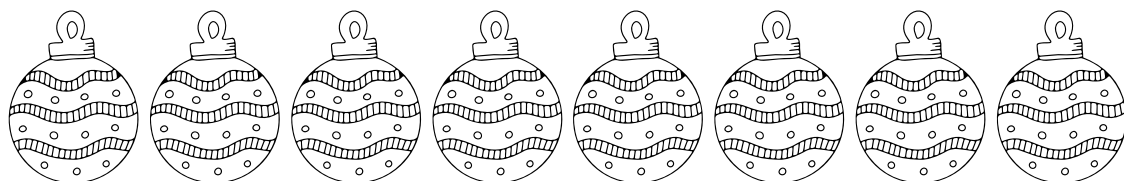
6



7




8




4



# Μέτρα και χρωμάτισε




8 7 9 6



4 3 6 5



5 4 3 6



2 3 8 7

# Το δέντρο των προσθέσεων

Κάνε τις προσθέσεις και βάψε το δέντρο

Χρώματα:

4 = Λαχανί

8 = Σκούρο πράσινο

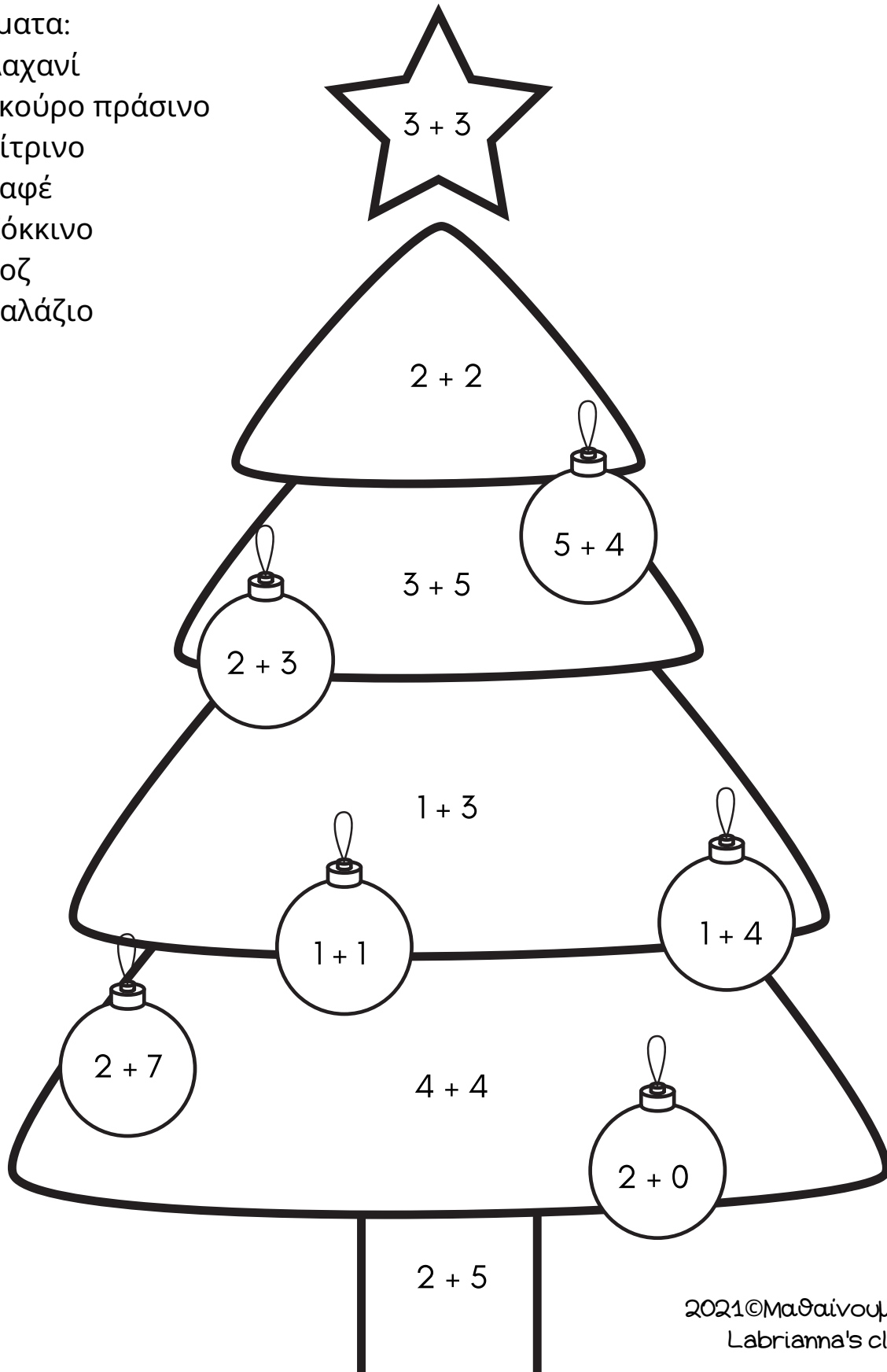
6 = Κίτρινο

7 = Καφέ












5 = Κόκκινο

9 = Ροζ


2 = Γαλάζιο




# Μικρότερο ή μεγαλύτερο; <, >, =



6






7




12






# Συμπλήρωσε τα ζευγαράκια του 10

$$3 + \_ = 10$$


$$\_ + 3 = 10$$









$$5 + \_ = 10$$

$$\_ + 5 = 10$$










$$6 + \_ = 10$$


$$\_ + 6 = 10$$



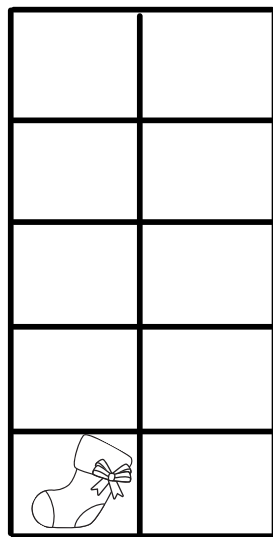
$$7 + \_ = 10$$

$$\_ + 7 = 10$$



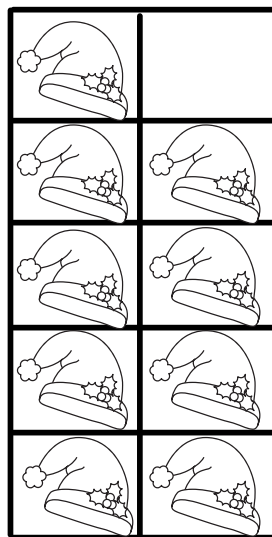


# Συμπλήρωσε τα ζευγαράκια του 10



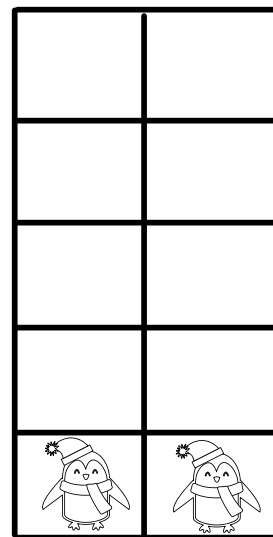
$$1 + \_ = 10$$

$$\_ + 1 = 10$$




$$9 + \_ = 10$$

$$\_ + 9 = 10$$




$$2 + \_ = 10$$

$$\_ + 2 = 10$$





$$8 + \_ = 10$$

$$\_ + 8 = 10$$




$$10 + \_ = 10$$

$$\_ + 10 = 10$$







Βάλε τη φωνούλα α, βάλε τόνους όπου χρειάζεται  
διάβασε τη λέξη και χρωμάτισε.



έ λ \_ τ ο



κ \_ ρ \_ β ι



\_ σ τ έ ρ ι



κ \_ ρ δ ι \_



κ ο ύ κ λ \_




κ \_ π έ λ ο

Βάλε τη φωνούλα π, διάβασε τη λέξη και χρωμάτισε.



\_ ί τ α



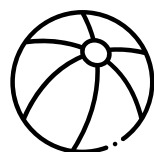
\_ α \_ ί



\_ α ν ί



\_ α τ ά τ ε ς




τ ό \_ ι




σ \_ ί τ ι

Βάλε τη φωνούλα κ, διάβασε τη λέξη και χρωμάτισε.



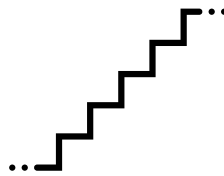
\_ ό τ α



σ α \_ ά \_ ι



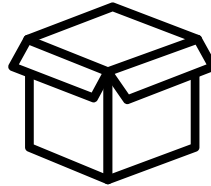
\_ α ρ ό τ ο



σ \_ ά λ α




σ ά \_ ο ς



\_ ο υ τ ί


Βάλε τη φωνούλα ι, βάλε τόνους όπου χρειάζεται,  
διάβασε τη λέξη και χρωμάτισε.



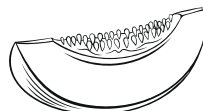
ε λ ά φ \_




σ π α θ \_



κ \_ θ ά ρ α



π ε π ό ν \_




ρ ό δ \_

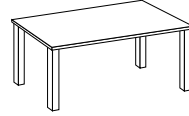


σ α λ ά μ \_


Γράψε τη σωστή φωνούλα και διάβασε τη λέξη.



παπα\_άλοϛ




τραπέ\_ι



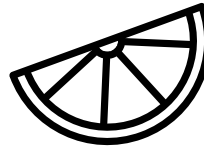
\_ου\_ούδι



καλά\_ι




α\_λάδι




λε\_όνι




κα\_άνι



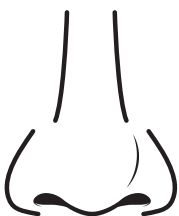
μη\_ανή




\_άτα




\_α\_ός



\_ύτη



κα\_ήλα




\_ακούλα



\_αλάτα

Διάβασε τη λέξη και ένωσέ την με τη σωστή εικόνα.

αγελάδα •




παγωτό •




καραμέλα •




σαλιγκάρι •

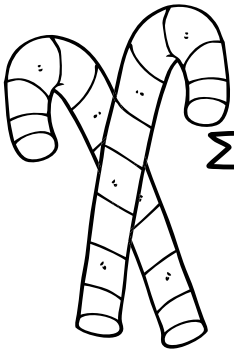


πεταλούδα •




κόκορας •





Συμπλήρωσε το Σ, σ ή s και διάβασε τις προτάσεις!



- Ένα \_αλιγκάρι μέ\_α στη \_ακούλα!
- Ο Τά\_ο\_ πήγε \_το \_πίτι.
- \_άκη, έλα λίγο εδώ \_τη \_κάλα.
- Τι να έχει μέ\_α ο \_άκο\_;
- \_ιγά μην έχει πάπια\_!
- Ο νάνο\_ και ο λύκο\_ έφυγαν.
- Έλα, έλα να \_ου δώ\_ω \_οκοιλιάτα!
- Όχι, εγώ θέλω μόνο \_αλάτα.

Σας ευχαριστώ που κατεβάσατε το υλικό μου!



Το συγκεκριμένο φύλλο εργασίας μπορεί να αξιοποιηθεί σε παιδιά Α' τάξης

Χαρούμενα Χριστούγεννα και ευτυχισμένος ο καινούριος χρόνος!

