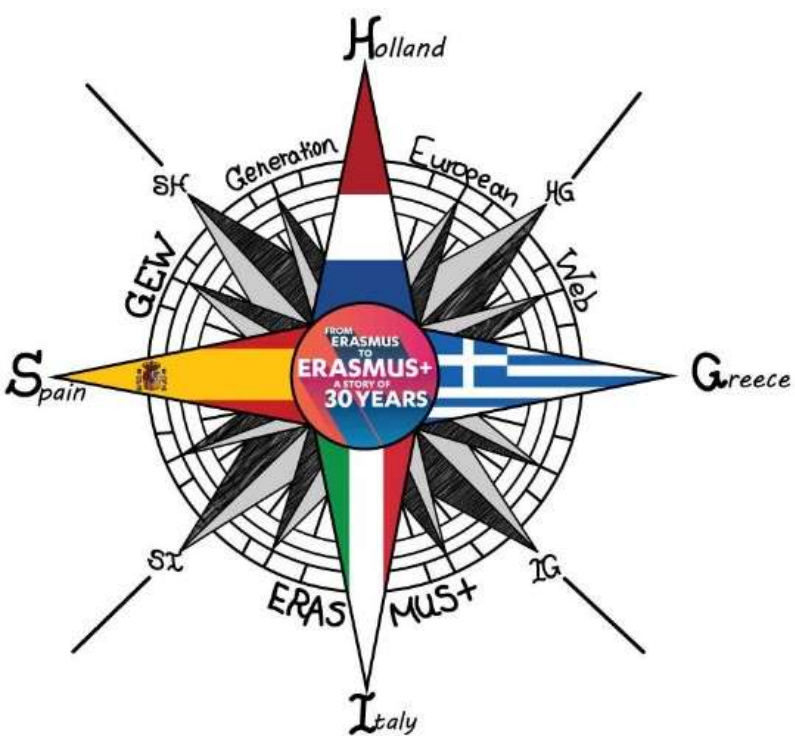


GEW

Generation
European Web



Erasmus+

General informations

Project Title in English
Generation European Web

Project Acronym
GEW

Programme
Erasmus+

Project Total Duration
30 months

Key Action

Cooperation for innovation and the exchange of good practices

Applicant Organisation

Istituto Omnicomprensivo Orte (Italy)



Project Partners

2nd Geniko Lykeio Aliveriou (Greece)

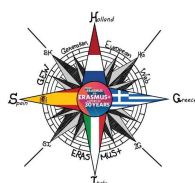
Euclides Enseñanza S.Coop.And. (Spain)

RSG Wolfsbos (Netherlands)



Project Website

<http://www.gew-project.eu/>

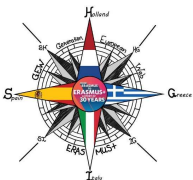


Priorities

HORIZONTAL: Open and innovative practices in a digital era

YOUTH: Promoting entrepreneurship education and social entrepreneurship among young people

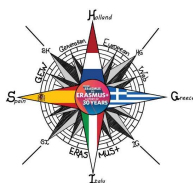
HORIZONTAL: Social inclusion



Agenda of mobilities

Agenda of mobilities

2017-18	Transnational Project Meetings <ol style="list-style-type: none"> Orte, Italy 15-17 November 2017 Hoogeveen, Netherlands 23-27 January 2018
	Short-team exchanges of groups of pupils <ol style="list-style-type: none"> Seville, Spain 05-11 March 2018
2018-19	Transnational Project Meetings <ol style="list-style-type: none"> Aliveri, Evia, Greece 26-28 September 2018
	Short-team exchanges of groups of pupils <ol style="list-style-type: none"> Hoogeveen, Netherlands 05-11 November 2018 Orte, Italy 08-14 April 2019
2019-20	Short-team exchanges of groups of pupils <ol style="list-style-type: none"> Aliveri, Evia, Greece 14-20 October 2019
	Transnational Project Meetings <ol style="list-style-type: none"> Seville, Spain 20-22 November 2019



Orte - Italy



Kick off meeting

15-17 November 2017

1st Erasmus+ staff meeting in Italy, Nov. 2017



The first meeting at the Istituto Omnicomprensivo of Orte was highly successful and achieved its objectives. There was a first but substantial acquaintance of the nine teachers who participated, from four different countries, who shared experiences about the educational system of their countries, their work as teachers, their working conditions, the goals of their students and the way of living in their country.



This was particularly important for those who participated for the first time in an European project. The participants were given the opportunity to plan the next staff and study meetings. The exchange of views and ideas on the subject made us more ready to properly orient our students to the main objectives of the project (social entrepreneurship and good practices) and to the secondary but equally important ones, such as the substantial acquaintance among European pupils, the exchange of experiences and the hospitality. We had the opportunity to attend the presentation of two implemented «social enterprises» by two Italian students' groups. In the end each partner country presented their own ideas and suggestions for activities for our students.



◀ **with the Mayor of Orte**




Hoogeveen - Netherlands Second Staff Meeting 24-26 January 2018



2nd Erasmus+ Staff meeting in The Netherlands, Jan. 2018



The second staff meeting at the Dutch Wolfs Bos school in Hoogeveen contributed substantially to further promoting the objectives of the project. The previous experience of the meeting in Orte (Italy) proved very helpful. The teachers had a guided tour to the impressive facilities of the school, such as the equipped classrooms with interactive boards and projectors, the library and the individual cabinets for the students, art science laboratories, the gym and the students' recreational spaces.





Erasmus+

Each teacher had the opportunity to attend a teaching time on a different subject and have a realistic picture of the educational process. They discussed and shared opinions with Dutch colleagues of different specialties and with Dutch students. The teachers were informed about Dutch colleagues' working conditions, such as working hours, wages and the number of students per class. At the same time, they had the opportunity to understand the complicated Dutch education system and the way of living in the country.

The teachers met the group of the Dutch students participating in the project. The young students presented themselves and then a conversation followed on the reasons of their participation in the project and their expectations of it.

Partner countries presented a video presentation of their students' group. The draws of the pupils of each partner school for the project logo were also presented. The final choice among the four agreed to be made by the vote of 8 students of each country. In the end the teachers watched the very interesting and creative proposals of the Spanish delegation on the activities of the first Study Meeting with students in Seville (Spain), which was finalized, after a constructive dialogue, from 5th to 11th of March 2018.



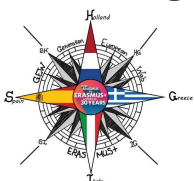
Aliveri - Greece Third Staff Meeting 26-28 September 2018



3rd Erasmus+ Staff meeting in Greece, Sept. 2018



Partners from Greece, Italy, Netherlands and Spain practiced for three days on the eTwinning TwinSpace platform, the official website of the project and web 2.0 tools. The Dutch and Italian partners presented the programme of the short-term exchange of groups of pupils in Hoogeveen, Netherlands in November 2018 and Orte, Italy in April 2019. During the breaks they were given the opportunity to discuss with the Greek students. Under the Project, which the main subject is entrepreneurship and sustainable tourism, partners visited the microbrewery of Septem in Orologio and Kymi, the metropolis of the oldest Greek colonies in southern Italy, the birthplace of G. Papanicolaou (TestPap), and the area that produces exclusively the Figs of Kymi, unique and recognized as a product with Protected Designation of Origin (PDO).



Seville - Spain


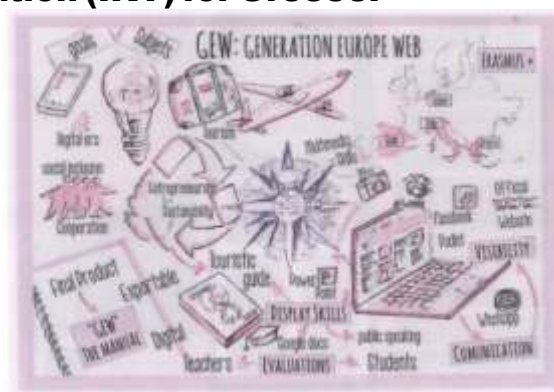
Fourth Staff Meeting

19-23 November 2019



Partner teachers from Italy, Greece and Netherlands traveled to Seville to take part to the Fourth Transnational Meeting with the Spanish partners, thus completing mobility under the European Erasmus+ KA219 “Generazione Web Europeo” project. The purpose of the meeting was to evaluate the project as well as disseminate results to the local community.

In the crowded hall of the Colegio Privado Concertado Arboleda, teachers and Spanish students presented their work and activities from 2017 to date, with representatives from the Spanish Ministry of Education and Secondary Education, local authorities, teachers, pupils and parents. The Spanish coordinated successfully the event by giving the stage to all partners, as well as to the Spanish students, who shared their experiences with the public. During the daily meetings, partners evaluated the contribution of each country and each teacher individually to the achievement of the objectives and the successful outcome of the program and decided on the content of the Manual (Good Practices Handbook), which will be the final product of the project. The program will be completed in 2020, with the submission of the Final Evaluation Report to each country’s National Agency and the Hellenic Scholarship Foundation (IKY) for Greece.



**DISSEMINATION ACT, SEVILLE NOVEMBRE 2019**

SPANISH EDUCATIONAL SYSTEM MEMMGRS	The importance of Erasmus + projects for schools	Max. 10 minutes
SPAIN	Welcome Introduction Schools/ teachers	Max. 5 minutes
ITALY	Start of the Project: -Subjects -Goals -Meetings with teachers	Max. 10 minutes
SPAIN	Selection of the participating students for all countries, getting to know each other (Padlets, Facabook, quizzes, etc)	Max. 10 minutes
GREECE	The programs in the four countries -Highlights -Evaluations	Max. 10 minutes
THE NETHERLANDS	How we improved our entrepreneur skills and digital skills (touristic guides)	Max. 10 minutes
ITALY	Final products and conclusion -Production of the "Final Guidelines/ Manual of Good Practices on digital entrepreneurial skills"	Max. 10 minutes
IN BETWEEN	Short movies by students -Cultural differences (Culture, food, daily life, schools, after school, speaking English) -Learnings (End products, entrepreneur skills, Digital skills, meeting with teachers, exchanges)	Max. 10 minutes



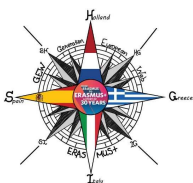
Dear partners, this is planning for the dissemination act in Seville. Some members of ACES (Scholar Cooperative Association), CEP (Teachers Learning Centre) and Education Ministry could participate in the meeting with a short intervention at the beginning.

Between the different interventions, we should show some videos made by our student talking about their experiences.

And use all the material we have like web page, Facebook and Erwinig, for enlighten the project.

All subjections are welcoming.

<http://www.gew-project.eu/project-meetings/transnational-staff-meeting-2019-20/>



Sevilla - Spain



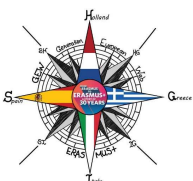
From 5th to 11th March 2018

The students attended a number of lessons and then they got to know each other through various activities.

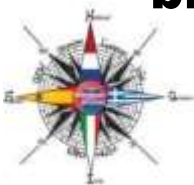
The final assignment was to create a sustainable, environmentally-friendly tourism guide for Seville and the surrounding area.

One of the dutch students has made a video of the visit to Sevilla.

<https://youtu.be/LKgTXpe86YA>



Students have already met their Spanish partners through Instagram and the Facebook close page of the Project, experienced the hospitality of the particularly affectionate Spanish families and enjoyed their Spanish classmates' lifestyle during the morning activities and during the afternoon meetings where they were touring in places of entertainment of the Seville youth. Their impressions of acquaintance were particularly positive. The preparation of the Spanish colleagues was excellent and the activities related to sustainable tourism and entrepreneurship. The students were taught flamenco by five Spanish pupils and the next day they performed a flashmob in a central square of Seville. They visited the city's attractions, the cathedral at the historic center and the Arabic Alcazar palace. They also enjoyed a viable tourism experience by riding bicycles on the banks of the Guadalquivir River and exploring the neighborhoods of the city. Particularly impressive was the visit to the Doniana National Park, south of Seville. On the last day, a party was given at the school with the pupils of the three countries and the host families. Families brought at school food they had prepared.



ERASMUS + SEVILLA TRIP MARCH 2018

1st Day TUESDAY 6th

8:00-9:00	Welcome meeting at school
9:00-10:00	Attend some lessons and teacher tour
10:00-11:00	Cooperative games to "break the ice"
11:00-11:30	Break
11:30-12:45	Creativity art, entrepreneurship and environmental problems workshops
12:45-14:30	Prepare with the students a flashmob to do in Seville oldtown



2nd Day WEDNESDAY 7th

8:00-9:00	Meeting with teachers
9:00-10:00	Travel city center. Oldtown
10:30	CicloGymkana: <ul style="list-style-type: none">➤ Bikes rent➤ Helmet rent➤ Guide service
15:30-16:00	Ciclogymkana end



3rd Day THURSDAY 8th

8:00- 8:30	Meeting with teachers
8:30-9:30	Flashmob preparation
9:30- 10:00	Travel city center.
10:00-12:00	Cathedral visit:
12:00-12:30	Flashmob
13:00-15:00	Reales Alcázares (Old Royal palaces)



4th Day FRIDAY 9th

Take the bus from Sevilla at 7:00 am or 7:30 am	Activities at Doñana national park Guided visit and activities at Doñana National Park This is a video about this National Park https://www.youtube.com/watch?v=y7wFzaNXcwQ We can also visit the "El Rocío" village.
---	---



5th Day SATURDAY 10th

9:30- 16:30	Work day and show the product at school Learning celebration party!!!!!! Shearing with Spanish Families
-------------	---



Activities



Presentation

<http://www.gew-project.eu/wp-content/uploads/2018/03/PRESENTACION-DEL-MARTES.pdf>

All the questionnaires and activities are free downloadable on the official Project's website.



Hoogeveen - Netherlands



From 5th to 11th November 2018

The Second short-term exchange of groups of pupils took place at the RSG Wolfsbos in Hoogeveen. Twenty four students from the three partner countries experienced the warm hospitality of the Dutch families, the family rules and the daily life for a week. They enjoyed eco transportation to school, as they were coming by bicycles. They were impressed by the well-equipped school. The organization of the Dutch colleagues was exemplary and the activities were very interesting. Students and teachers followed lessons in different classes. In mixed teams students discovered the city's attractions through recreational activities and were guided to a windmill. There was a daily evaluation of the activities. They collaborated in mixed groups to find an innovative, environmentally friendly business idea. They practiced English Language and developed digital skills and skills of life. The program of each day ended with an interesting trip to the surroundings. We also visited the Nemo Museum in Amsterdam and met the canals of the city by cruising along the Amstel River. Particularly interesting and pleasant for the teachers was the dinner with a Dutch family and the dinner at Ymie's house where partners prepared dishes of their country. The last evening we all enjoyed the farewell dinner, organized by the families, in the cozy classroom of the school. During our saying an article about our meeting was published on the local press. It was an unforgettable experience for our students because apart from improving their entrepreneurial and digital skills they developed strong friendship bonds with their partners.



Activity Program



Activities

Group ...:

.....

Search for the answers to the questions and perform the challenges.

1) Go to the houses/shops on the photos (see next pages) and make the picture complete.

2) Make a selfie with:

- a local in the street and the two youngest students in your group;
- the trommelslager. With every group member in the same pose;
- one teacher in the background.

3) Make selfies with the whole group on the different places on the map.

Point A – with your nose to the east;

Point B – with your left ear to the north;

Point C – with your but to the south;

Point D – with your belly button to the sky;

Point E – with your face to the west, licking your elbow.

4) Where can you buy jewelry in the main street? Write down all the stores!

5) Draw the weapon of Hoogeveen.

6) How much corners has the gallery of the mill?

Give the answers and sent the selfies (all in one message) to mr. Duinkerken.

Start:


Finish:

Good luck!!!



Activities

The students had to find all the houses/ stores. We left out some typical signs of the buildings. They had to complete the pictures.





Group picture at the front of the town hall

The students have also visited, on November 9th, the Camp Westerbork in Drenthe. Camp Westerbork was a transit camp in Drenthe province, northeastern Netherlands, during World War II. Established by the Dutch government in the summer of 1939, Camp Westerbork was meant to serve as a refugee camp for Jews who had illegally entered the Netherlands

**The 102.000 stones monument at Westerbork
Each individual stone represents A single person that stayed at Westerbork and died in a Nazi concentration camp**



Day 4 – Traditional dishes from each partner country cooked at Ymie's house



E-book

<https://www.storyjumper.com/book/read/61730475>



6th day – the NEMO Science Museum in Amsterdam

NEMO Science Museum (from latin Nobody) is a science center in Amsterdam, Netherlands. It contains five floors of hands-on science exhibitions and is the largest science center in the Netherlands.



Orte - Italy



From 8th to 14th April 2019

The Third short-term exchange of groups of pupils took place at the Istituto Omnicomprensivo in Orte - Italy. Twenty four students from the three partner countries were hosted by Italian families for a week.



The students collaborated in mixed teams and created a digital tourist brochure for different ages for a tourist site in Latium, practicing English Language and developing digital skills. In the end, they evaluated their participation through a questionnaire and presented the results of their work to the Italian families.



April 9th, 2019

On Tuesday afternoon students had trekking activities of 8km with guides. They could admire the Etruscan Pyramid which was discovered in the 1990s by two local experts and the Tower of Chia or Tower of Pasolini where the famous actor, poet, writer, screenwriter and director wrote his works and lived in the last years of his life. He discovered the place during the filming of “The Gospel according to Matthew”.



April 10th, 2019

A guided tour of the underground aqueduct of the old town of Orte and the narrow alleys



overlooking the Tiber River and a performance by locals in medieval costumes in the central square of the town.



April 11th, 2019

Visit of Florence in Tuscany



Final evaluation questionnaire and Certificate

FINAL EVALUATION QUESTIONNAIRE

About the hosting families

1. Are you pleased with your hosting family?

2. What about the student/students you have been matched with?

3. What are the differences between the routine of your host family and your own family?

4. What aspect do you enjoy most in the family? And which one don't you like?

About the school and the activities

5. What was your first impression of the school? (about facilities, building, etc.)

6. Were you pleased with the activities proposed to you?

7. Did you appreciate the idea to take part in classes taken by Italian teachers? Did you notice any differences with the classes taken in your school?

8. Which one did you prefer? And why?

About the places visited and the whole experience in Orte

9. Which place did you enjoy most and what you didn't?

10. What did you appreciate most of the exchange in Orte?



The certificate is framed with a decorative border. At the top left, there are logos for 'Liceo Scientifico' and 'Erasmus+'. In the center, the text reads: 'Istituto Omnicomprensivo di Orte', 'Scuola dell'Infanzia, Scuola Primaria, Scuola Secondaria di 1° grado', and 'Liceo Scientifico, Liceo Scienze umane, Costruzioni Ambiente e territorio, Amministrazione-Finanza e marketing'. Below this, it says 'CERTIFICATE' in large letters, followed by 'NOME E COGNOME' and 'HAS PARTICIPATED IN THE ERASMUS+ "GEW"'. The trip details are 'THIRD STUDY TRIP' and 'APRIL 8-14, 2019'. At the bottom right, it says 'DOTT.SSA FIORELLA CROCOLI THE PRINCIPAL'. There are two compass rose illustrations: one in the bottom left corner of the page and one in the bottom left corner of the certificate frame.





Aliveri - Greece



From 14th to 20th October 2019



Erasmus+KA219 "Generazione Web Europeo" 2017-2020
Code number: 2017-1-IT02-KA219-036828_3

Fourth Short-term exchange of groups of pupils in Aliveri, Evia, Greece
14-20 October 2019

Subject: Program of activities in Aliveri, Evia, Greece October 2019

- **Day 1 – October 14 – Monday – travel day**

Arrival of the partner students and teachers
Welcome from Greek teachers, students and parents
Delivery of students to the hosting families

- **Day 2 – October 15 – Tuesday – start project meeting**

08:30 a.m-10:00 Meeting at school - Welcome by the principal
Presentation of the activities and of the places to be visited by the students - Break the ice activities
10:00-10:15 Break
10:15-10:30 Creation of groups, assignment of tasks to each one of them
10:30-12:30 Workshops
12:30-14:00 Lunch
14:30-17:00 Visit to the Women's Agro tourism Cooperation AVALONA
17:30 Students return to the hosting families

- **Day 3 – October 16 – Wednesday – project meeting**

08:30-10:00 Educational trip to the Archaeological Museum of Eretria, the theatre and the mosaics
11:30-13:00 Steni, trekking activities in cooperation with the Mountaineering Club of Chalkida
13:00-15:00 Lunch at a restaurant in Steni
16:00-17:15 Visit to the Home of Knowledge and Science in Chalkida. Dr. Antoniou, PhD in Astrophysics, explains the "Tides and the Euripus phenomenon"
17:15 -18:00 Walk along the beach to the Strait of Euripus
19:00 Students return to the hosting families

- **Day 4 – October 17 – Thursday – project meeting**

08:30 Meeting at school
09:00-10:30 Students work at school
10:30-11:00 Break
11:00-12:00 Continuation of work - Presentation of the final product by each group
12:00-14:30 Departure from school to Zarganis Organic Farming Standards SA in Mandraki, Evia
14:30 Departure for the Kymi's dried figs packing factory of K. Karavassilis in Dirreymata, Kymi Evia
17:30 Students return to the hosting families

- **Day 5 – October 18 – Friday – Visit to Athens**

08:15 Departure for Athens
11:00-12:00 Educational program in the Acropolis museum of Athens
12:00-14:00 Guided tour to the Acropolis
14:00 -16:00 free time
16:30 Departure for Aliveri
19:30 Students return to the hosting families

- **Day 6 – October 19 – Saturday – last project meeting**

09:00 Departure for the M&M horse club, Viglatouri, Oxyliothos - Final evaluation teachers' meeting
13:00 Students return to the hosting families. Lunch with the families
19:00-22:00 Farewell party with the families at Karavos
22:00 Students return to the hosting families


- **Day 7 – October 20 – Sunday – Family day / travel day**

09:00 Meeting at school - Final evaluation meeting with teachers
10:00 Farewell to host students and teachers
Departure for the various destinations

2^ο ΓΕΝΙΚΟ ΛΥΚΕΙΟ ΑΛΙΒΕΡΙΟΥ
2^ο Γενικό Λύκειο Αλιβερίου – 2^ο General Lyceum of Aliveri

Erasmus+ Co-funded by the Erasmus+ Programme of the European Union

Generazione Web Europeo
Erasmus+ KA219 2017/20 Code number 2017-1-IT02-KA219-036828_3



Fourth short-term exchange in Aliveri, Evia
GREECE
October 14-20, 2019





Erasmus+KA219 project "Generazione Web Europeo"

code number 2017-1-IT02-KA219-036828_3

Fourth Short-term exchange of groups of pupils
in Greece
14-20 October 2019

Καλωσορίσατε Welcome Benvenuto

Bienvenido Welkom



Erasmus+

Co-funded by the
Erasmus+ Programme
of the European Union



Erasmus+

Activities

Creativity Challenge - 30 Circles exercise

The 30 Circles is a great warm-up exercise and also highlights the balance between **fluency** (the speed and quantity of ideas) and **flexibility** (how different or divergent you are)

TIME: 3 minutes

SUPPLIES: Pen and a piece of paper (per person) with 30 blank circles on it of approximately the same size.

INSTRUCTIONS:

1) Turn as many of the blank circles as possible into recognizable objects in three minutes.

2) Compare results. Look for the quantity or fluency of ideas. Ask how many people filled in ten, 15, 20, or more circles?

Next, look for diversity or flexibility in ideas.


Are the ideas derivative (a basketball, a baseball, a volleyball) or distinct (a planet, a cookie, a happy face)? If people were drawing their own circles, did anyone “break the rules” and combine two or more (a snowman or a traffic light)?

 Erasmus+ Fourth Short-term exchange of groups of pupils in Greece 14-20 October 2019 under the Erasmus+ KA219 project “Generazione Web Europeo” with the code number 2017-1-IT02-KA219-036828_3

The 30 Circle Challenge

Turn as many of the blank circles as possible into recognizable objects in **3 minutes**.
Quantity is key, so don't think too much about the drawings, just sketch!

Name _____ Country _____



Activities

Culture based Tourism – Workshops

“From words to action” – “Turning Ideas into Action” – Set your own business

Group1 (soap)

RUZALINA, DEWI, MANUELA, NIKOS, EDOARDO

Group2 (radio broadcasting)

FYLLENIA, TESS. MARIADELE, DIMITRIS, DANIEL

Group3 (jewelry)

MARILENA, ALICE, MARTINA, JACOPO, JELLE

Group4 (photography)

ZACHAROULA, ILARIA, VICTORIA, JORAN, LUDOVICO

Group5 (knitting)

MARIADA, HANNA, MARIA LUISA, ALEXIA, VASSILIS, GONZALO

Group6 (greek dances)

AGGELIKI, MAYA, MICHELA, ANTONIO, SIMONE

Group7 (candles)

MARGARITA, OSCAR, ANNA JULIA, NICOLO', DANNY



Activities

Day 4- Developing digital skills at school

What “sustainable tourism” means to you?

**Type the first word that crosses your mind
and submit it to the Answergarden**



Activities

Day 4 - Developing digital skills at school

Working on study cases about sustainable tourism

Discover Evia – Study cases (2 hours)

Group1 Mariada, Hanna, Maria Luisa, Ludovico
You are a tour leader of 14 people. Make a program of a 4 days alternative tourism on Evia Island, with respect to the local community and the environment, choosing different kind of tourism every day according to the landscape. Create an infographic with the program.

Group2 Fyllenia, Anna Julia, Andreas, Dimitris, Daniel, Mariadele
Suppose it is summer and there is a full moon next Sunday. Organise some events for the night at an Euboean beach with respect to the local community and the environment. Decide which authority you represent (a sports club, a cultural association, a trade association, a hotel resort).

Group3 Marilena, Alexia, Martina Acosta, Jacopo, Joran
You are the chef of an Euboean alternative tourist establishment. The clients want to experience local products and cuisine. Make a menu with breakfast, lunch, dinner and snacks.

Group4 Zacharoula, Ilaria, Danny, Nicolo', Oscar
You have all inherited 10km² coastal land from your grandfather on Evia Island. There is an olive grove, fig trees, a herb garden and there is a well. Discuss with your group how to develop this estate with respect to the local community and the environment. Find a name and a logo for your business.



Group5

Antonis, Vasilis, Savvas, Gonzalo , Tess, Alice

Organise a tempting package of a holiday week in Evia for an international group of students of Archaeology. Navigate the internet searching for interesting ideas to organise a one week holiday of alternative tourism in Evia. Take into consideration where to go (special locations), what to discover (sightseeing), where to sleep (accommodation), what to eat (traditional tastes)

Group6

Ruzalina, Dewi, Manuela, Dimitris, Edoardo

You are given the opportunity by the local authorities to organise activities, sports by the sea, on the sea and in the sea with respect to the local community and the environment. You can be financed with 100,000 Euros. What would you do?

Group7

Aggeliki, Maya, Spyros, Antonio, Simone

The Department authorities with the collaboration of a company want to build a waste processing plant in your region (Evia Island). The local authorities do not agree to have it near their town. How can this problem been solved with respect to the local community and the environment and with contributory benefits? Some of the inhabitants are worried about the degradation of the area. What are the pros and cons of this decision?

Group8

Margarita, Matina, Victoria, Michela, Jelle

You are a bioclimatic architect office. A businessman wants to make an investment in our region (Evia Island) and he addresses himself to you to design a bioclimatic resort respecting sustainable development. Design the establishment. Take into consideration the management of water, heating, cooling of the rooms and waste management.



Erasmus+



Evaluation questionnaire

Students evaluate the 4th Short-term exchange of groups of pupils in Aliveri, Evia, Greece

2nd Geniko Lykeio Aliveriou, 14-20 October 2019

* Required




Evaluation for the ERASMUS+ KA219 project "Generazione Web Europeo"

Where are you from? *

Italy

Spain

The Netherlands

  Erasmus+ 

Greek students evaluate the 4th Short-term exchange of groups of pupils in Greece

2nd Geniko Lykeio Aliveriou, 14-20 October 2019

* Required

Evaluation for the ERASMUS+ KA219 project "Generazione Web Europeo"

Where are you from? *

Greece

  Erasmus+ 

Gender *

Male

Female

Teachers evaluate the Fourth short-term exchange of groups of pupils in Greece

2nd Geniko Lykeio Aliveriou, 14-20 October 2019

* Required

For the ERASMUS+ KA219 project "Generazione Web Europeo"

  Erasmus+ 

1. The study meeting has been interesting and related to the goals of the project. *

Strongly disagree

Disagree

Agree

Strongly agree

No opinion



