








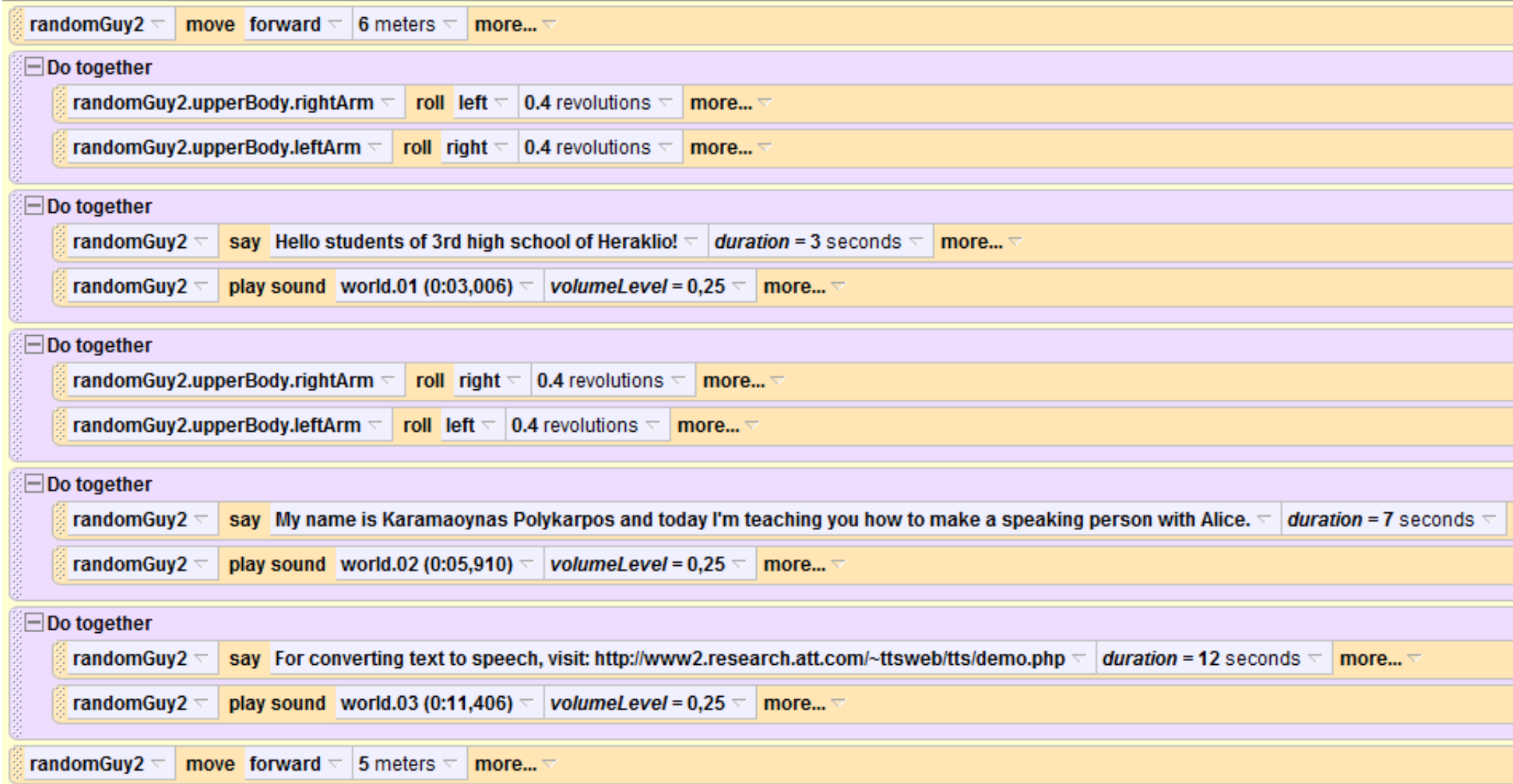


Alice (Speaking person)

1. Κάνουμε  τα εξής:   
2. Επισκεπτόμαστε το <http://www2.research.att.com/~ttsweb/tts/demo.php> για να μετατρέψουμε τα κείμενα που επιθυμούμε σε αρχεία ήχου
3. Πάμε   -  -  και εισάγουμε τα παραπάνω αρχεία ήχου
4. Προσθέτουμε ενδεικτικά τα παρακάτω blocks από κώδικα στο  **world.my first method** :



The image shows a sequence of Scratch code blocks for a character named Alice. The blocks are organized into several "Do together" groups. The first group contains a "move forward" block (6 meters). The second group contains two "roll" blocks (0.4 revolutions, one left, one right). The third group contains a "say" block (text: "Hello students of 3rd high school of Heraklio!", duration: 3 seconds) and a "play sound" block (world.01 (0:03,006), volume: 0,25). The fourth group contains two "roll" blocks (0.4 revolutions, one right, one left). The fifth group contains a "say" block (text: "My name is Karamaoynas Polykarpos and today I'm teaching you how to make a speaking person with Alice.", duration: 7 seconds) and a "play sound" block (world.02 (0:05,910), volume: 0,25). The sixth group contains a "say" block (text: "For converting text to speech, visit: http://www2.research.att.com/~ttsweb/tts/demo.php", duration: 12 seconds) and a "play sound" block (world.03 (0:11,406), volume: 0,25). The final block is a "move forward" block (5 meters).

```
randomGuy2 move forward 6 meters more...  
  
Do together  
randomGuy2.upperBody.rightArm roll left 0.4 revolutions more...  
randomGuy2.upperBody.leftArm roll right 0.4 revolutions more...  
  
Do together  
randomGuy2 say Hello students of 3rd high school of Heraklio! duration = 3 seconds more...  
randomGuy2 play sound world.01 (0:03,006) volumeLevel = 0,25 more...  
  
Do together  
randomGuy2.upperBody.rightArm roll right 0.4 revolutions more...  
randomGuy2.upperBody.leftArm roll left 0.4 revolutions more...  
  
Do together  
randomGuy2 say My name is Karamaoynas Polykarpos and today I'm teaching you how to make a speaking person with Alice. duration = 7 seconds  
randomGuy2 play sound world.02 (0:05,910) volumeLevel = 0,25 more...  
  
Do together  
randomGuy2 say For converting text to speech, visit: http://www2.research.att.com/~ttsweb/tts/demo.php duration = 12 seconds more...  
randomGuy2 play sound world.03 (0:11,406) volumeLevel = 0,25 more...  
  
randomGuy2 move forward 5 meters more...
```