



wood



clay

# Erasmus -

The materials are  
playing with emotions



felt



colours


# Getting to know different emotions



# Expressing different emotions



**Erasmus** + the materials are playing  
with emotions



How do I feel today?




# Expressing yourself through different role plays



# Erasmus – the materials are playing with emotions



# Connecting emotions and material






**Erasmus** – the materials are playing with emotions








**Dalli-Klick**



Simeon is....?



Simeon is...?




*happy!*



Jan ...?










**is angry!!**



poor Daniel ...











*He is sad!*



Erasmus +  
face puzzle







sad



happy




angry

# Erasmus + Face puzzle




We looked at many pictures...

# Erasmus + Face puzzle



# Erasmus + Face puzzle



... and we  
sorted them.

# Erasmus + Face puzzle





Different facial expressions -  
We tried them out with a mirror:

# Erasmus + Face puzzle




...sad

# Erasmus +Face puzzle



and angry,


# Erasmus + Face puzzle



or like that.




# Erasmus + Face puzzle



We put our  
faces on a  
photo...

# Erasmus +Face puzzle



... like this

# Erasmus + Face puzzle




and like that!

# Erasmus + Face puzzle



First we put them on the black board!

# Erasmus + Face puzzle



# Erasmus + Face puzzle




Finally we fixed them!

# Erasmus + Face puzzle



and cut!


# Erasmus + Face puzzle



...and cut ...



# Erasmus + Face puzzle




... and puzzled

# Erasmus + Face puzzle



...and puzzled

# Erasmus + Face puzzle



... and puzzled

# Erasmus +Face puzzle



... and done !!!

# Erasmus + Face puzzle




... and puzzled,

# Erasmus + Face puzzle



... and puzzled,

# Erasmus + Face puzzle



... and puzzled,

# Erasmus + Face puzzle




... and done!!!



# Erasmus + Face puzzle



We made wooden cubes in craft lesson and stuck different facial expressions on each side....



Now we can puzzle different emotions



We can even mix them....






or build funny towers.....



# Thank you and Good Bye!



## Erasmus+

This project has been funded with support from the European Commission. This publication [communication] reflects the views only of the author, and the Commission cannot be held responsible for any use which may be made of the information contained therein.