



# Earth Day Presentation



REDUCE-REUSE-RECYCLE

E class-10th Primary Palaio Faliro  
2020-21



Back

# Protecting Earth




A presentation about what we  
could do together to protect  
the environment

Let's think together!



# Earth Day-April 22nd



click to see the  
slides and on the  
arrows to return to  
the MENU



Reduce by Aggelos & Paris, E2

Reduce (video) by Oliver, E2

Reuse by Elpida & Ifigenia, E2

Reuse by Anastasia, celia, Eva and cristina, E2

Recycle by Alex, Paris, George K., E1

Recycle (video) by Athina, E1

Recycle by Kyriakos, Dimitris N. & Dimitris Ts. E2

Recycle (canva presentation) by Oliver, Nick,  
Stephen, E2

Recycle by by Kate, Helen & Maria-Emma, E2

Recycle by Elias, Mark & George, E2

Save water by Angelina, E1

Save water by Katerina, E1

Save water by Marilena, E1

Save water (video) by Marilena E1

Save energy by Achilles, E1

Save energy by Andreas-orestis, E2

compost by christina oik., E1

compost by Despina, E1

compost by violet, E1


compost by Lydia, E1

compost (video) by Lydia, E1

commute by Philippos E1



click on the titles  
and then on the  
Earth to return to  
the MENU



GAMES

Presentations

Home

Presentations

Reduce

Save water

Reuse

Save energy

Recycle

Commute

Compost



# Reduce



**Reducing** is using less of harmful materials to help earth and pollute less


# REDUCE

1. We can reduce our waste if we don't often buy new useless things.
2. We should reduce the use of plastic bags, bottles etc. as it harms our environment.
3. We must reduce waste gases because we have atmospheric pollution. So, we have to prefer walking or riding a bike to using our car.
4. We can reduce the amount of water by switching to tap.
5. We should reduce paper waste by writing in both sides.
6. Turn off the appliances when you don't use them, in this way you can reduce energy.
7. We can buy second hand clothes and donate used goods.
8. We can buy foods with little or no packaging
9. We must avoid single-use plastics.
10. We should purchase wisely and recycle.



by Aggelos & Paris, E2

# REDUCE



## 5 Simple Ways to Reduce Plastic Waste



Bring your own reusable shopping bags



Use a thermos at coffee shops



Choose paper over plastic whenever possible



Upcycle glass containers for food storage



Buy in bulk to reduce packaging waste

**Treehugger**

# Reduce



click on



by Oliver, **E2**




Back



Reusing and giving a new purpose to old materials is one of the best ways to help the environment

Let's learn more!



## REUSE IDEAS BY IFIGENIA AND ELPIDA !


1) Plastic bottles can be used as planters, bird feeder, water sprinkler and many other uses!

2) You can make a palette for paints by using each hole for a different color. This works well for kids



by :Elpida-Ifigenia, E2





3) You should get organized by using jars for spices and dry goods in the pantry or to help organize tools like nuts and bolts

4) You can reuse soap slivers (small pieces). You must keep them and put them in an organza bag and use them as travel soaps. You can also throw them in your drawers to add a fresh scent

5) You can reuse paper to make a fire starter or craft ideas



# Reuse



1. We can turn an old picture frame into serving tray.
2. We could also use our old computer tower as a mailbox.
3. One example of conventional reuse is the doorstep delivery of milk in glass bottles.


➤ Shop responsibly. When going out, purchase things that are easy to recycle

➤ Also create a compost bin and throw food scraps and various yard waste into your compost bin.!



by: Anastasia, celia, Eva and cristina, E2






# Recycle



**Recycling** is taking something to special bins and using it again to make something new and useful

Help to protect!



# Recycle



We should collect paper, glass, aluminium and plastic for recycling into a different bin.

We can wash out jars and cans for using less polystyrene.

We must always use reusable bags and food containers for making less rubbish

We must recycle our rubbish and we must throw it in the right bin.


We must do a presentation about recycling.

We should recycle at the right bin.

We can close the lid of the bin when we are recycling.


Ideas by


Alex, Paris, George K., EI



# Recycle

Athina, EI suggests:





# Recycle


WE MUST RECYCLE PLASTIC---TOGETHER WE CAN MAKE  
RECYCLE---WE SHOULD RECYCLE PAPER,  
Make recycling bins readily available  
Buy remanufactured ink and toner cartridges  
We should use recycled paper  
Look for the recycled option in all the products you buy  
We must start recycling now  
We can use a lunch box instead of a paper bag  
We can buy toys with less plastic packaging.



by Kyriakos, Dimitris N. & Dimitris Ts.

E2





# Recycle

click on



by oliver, Nick, Stephen, E2

# Recycle



- ★ There are special bins for that cause.
- ★ We must collect used paper, glass, aluminium and plastic and put them in these special bins.
- ★ Of course, we should also learn how to use the compost box.
- ★ If we all continue the recycling, we will save our planet!
- ★ But, we must learn to recycle right!



by Kate, Helen  
& Maria-Emma,

E2

menu

# Recycle

## A. Recycling at home

- We should keep the recycling bins next to the trash
- All plastic bottles can be recycled
- We should recycle also old newspaperes, envelopes, books that we do not need anymore




# Recycle

## B. Recycling at school

- Every classroom should have bins for recycling paper
- At canteen should exist containers for plastic, paper and metal things
- Students and teachers should work together about the issue of recycling

## C. Recycling at work

- We should bring our coffee to work, rather than buying
- We could recycle the office supplies. For example, we should use newspapers to wrap things, or use paper clips instead of staples



by Elias, Mark & George, E2



# Save water

Saving water is both respecting water and the animals/plants living in it and also not wasting it



# Saving water

Saving water is important so we have to do some things like :

When you brush your teeth you musn't let the water run

We must take shorter showers

We have to use most the dishwasher

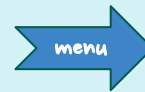
We must wash our clothes less often

When ice cubes are leftover from your drink

don't throw them out. Pour them on a plant

Wash your fruits and vegetables in a pan

by Angelina, EI





# Saving Water

## SAVE WATER



by following simple tips:



**FIX a "running faucet"** - stop wasting water and money each day.

**EAT more vegetables & fruits** - stop consuming so much meat.




**USE a bucket to wash your car** - stop wasting water by using the hose.

**HAVE a short shower** - stop having long baths.



Celebrating **EARTH DAY**  
22nd April 2021

Catherine Betsou - Class E1'



# Saving Water

**WE MUST SAVE OUR WATER WITH SMALL THINGS EVERY DAY!**

**WE NEED THE WATER FOR THIRST AND SHOWER!**

**WE CAN SAVE THE PLANET, HOW:**

**WE MUSTN'T DO BATH, WE MUST DO SHOWER!**


**TURN OFF THE TAP WHEN YOU DO A SHOWER!**

**WE MUSTN'T WASH OUR CLOTHES WITH YOUR HANDS BECAUSE YOU WASTE WATER!**

**IF YOU REMEMBER THAT YOU CAN SAVE PLANET!**

**MAKE THE DIFFERENCE!**

**CREDITS:** This presentation template was created by **Slidesgo**, including icons by **Flaticon**, infographics & images by **Freepik**




By **Marilena**, **EI**





# We Need the Water: a video





by Marilena, EI





# Save energy




**Saving energy** is using less fossil fuels and more renewable energy sources like wind, solar and water energy

# Save energy

To save our beautiful planet Earth for the next generations



# Save energy



We can conserve more energy WHEN:

1. we replace the old light bulbs with LEDS which are just as bright and last much longer.
2. we turn the lights off and flip off the unused switches
3. we reduce fossil fuels and use renewables energy sources such as solar,wind and hydro

by Achilles, EI



menu

# Save energy


•We should save energy to preserve the resources for longer use and also to cut costs.

•To do this we could turn off the lights and the air condition when we leave the room.

•Unplug electronic devices and chargers when they aren't in use.



# Save energy



- We could use a microwave instead oven whenever possible .
- Dry your clothes on clothesline instead of using a dryer.
- We should turn off the engines of your vehicle when you stop at one place for more than 2-3 minutes.
- All these and much more we must do to save energy for the good of the environment and our health.



by Andreas-Orestis, E2

# COMPOST




composting is using our waste to create environmentally friendly fertiliser for our gardens and plants.




# COMPOST

**compost** is used to improve the soil fertility in gardens, landscaping, horticulture, urban agriculture and organic farming. The benefits of compost include providing nutrients as fertilizer to the crop, acting as soil conditioner, increasing the humus or humic acids content of the soil, and introducing beneficial colonies of microbes in the soil. The natural interaction of the soil, plant roots and nutrient / microorganisms of compost improves the soil structure. An improved soil structure will increase the soil water retention ability and control soil erosion. Compost can be used for land and stream reclamation, wetland construction and landfill cover.



by christina oik., **El**





# COMPOST



## What to compost

- ✓ Tree Leaves
- ✓ Grass clippings
- ✓ Printer paper

## What to use it for

- ✓ Fertiliser for plants
- ✓ Brew Compost tea
- ✓ Landfill Cover





# COMPOST



Compost is a way to save the food that we can't eat like banana peel and more. We can take our food remains and put them into a bin or something else and some bugs will come and eat the food to make fertilizer. Its a nice way to save our earth from rubbish and plastic bags.

I think all of us must compost our food remains for a healthy earth and a healthy future for our kids!

by violet, EI





# COMPOST



## How to Compost at Home Backyard Composting

Select a dry, shady spot near a water source for your compost pile or bin. Add brown and green materials as they are collected, making sure larger pieces are chopped. Once your compost pile is created, mix grass clippings and green waste into the pile and bury fruit and vegetable waste under 10 inches of compost material.


## Composting is good for several reasons:

- It saves water by helping the soil hold moisture and reduce water.
- It benefits the environment by recycling organic materials and more.

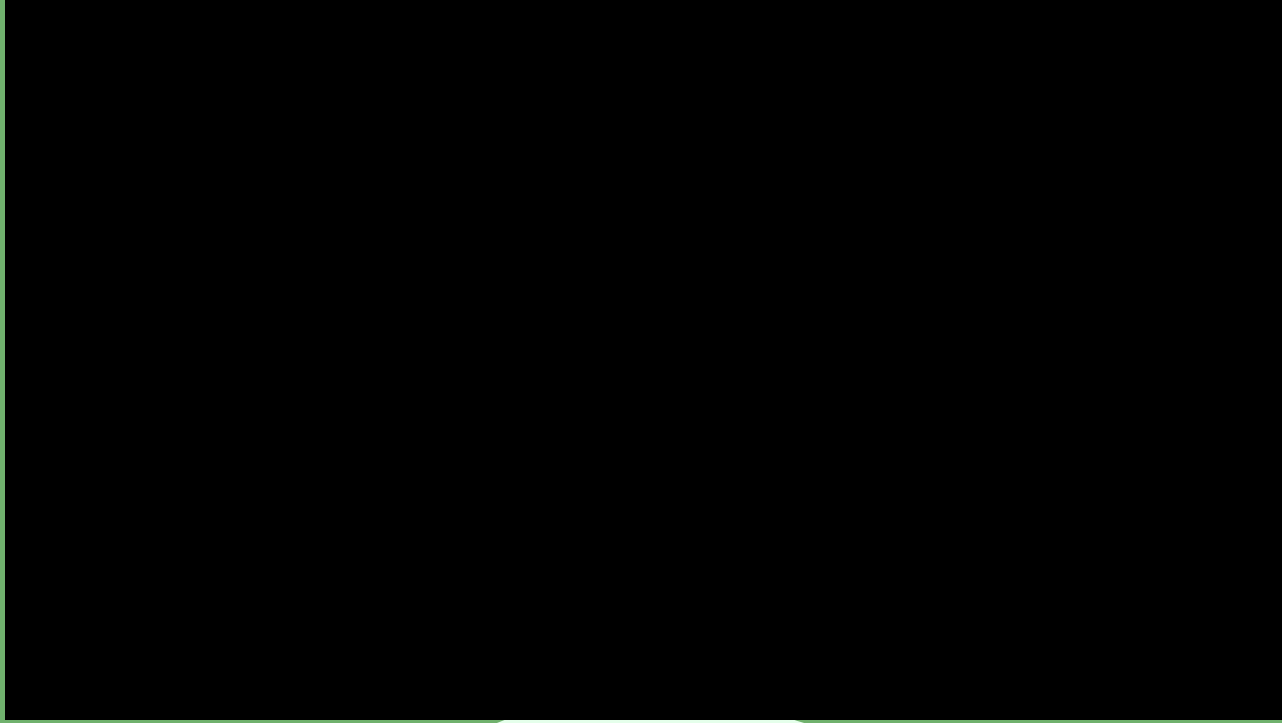
by Lydia, EI

**I think everyone should compost to save our earth!!**





# compost-a video



by Lydia, EI



# Commute

**Commuting** is a great way of saving our planet from pollution by using mass transport or sharing cars to emit less waste gases






- ① ways THAT CAN REDUCE CARBON EMISSIONS.
- ② we can SHARE A CAR OR GO BY BIKE
- ③ we SHOULD WALK INSTEAD OF DRIVE TO CLOSE PLACES
- ④ we MUST TAKE A BUS OR TRAIN IF IT'S FAR AWAY AND NOT OUR GO



# commute

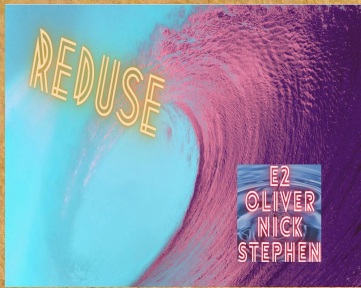


by Philippos, EI





# The Earth message board



## SAVE WATER

by following simple tips:

- FIX a "running faucet"** - stop wasting water and money each day.
- EAT more vegetables & fruits** - stop consuming so much meat.
- USE a bucket to wash your car** - stop wasting water by using the hose.
- HAVE a short shower** - stop having long baths.

Celebrating **EARTH DAY**  
22nd April 2021

Catherine Betsou - Class E1!

### What To Compost

- Fruits and vegetables
- Eggshells
- Coffee grounds and filters
- Tea bags
- Nut shells
- Shredded newspaper
- Cardboard
- Paper
- Yard trimmings
- Grass clippings
- Houseplants
- Hay and straw
- Leaves
- Sawdust
- Wood chips
- Cotton and Wool Rags
- Hair and fur
- Fireplace ashes

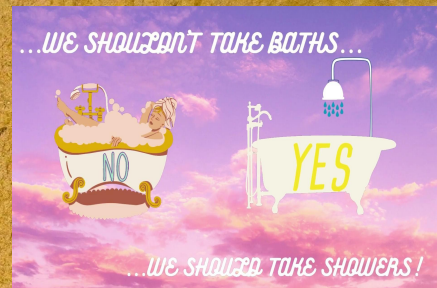
### How to Compost at Home

#### Backyard Composting

Select a dry, shady spot near a water source for your compost pile or bin.

Add brown and green materials as they are collected, making sure larger pieces are chopped.

Once your compost pile is created, mix grass clippings and green waste into the pile and bury fruit and vegetable waste under 10 inches of compost material.



**TOPIC: RECYCLE**  
Kate, Helen & Maria E. (E'2)

PLEASE  
 RECYCLE

• People must learn how to recycle!



**reduces your waste**  
the "three R's" rule!

1. We can reduce our waste if we don't often buy new useless things.
2. We should reduce the use of plastic bags, bottles etc. as it harms our environment.
3. We must reduce waste gases because we have atmosphere pollution. So, we have to prefer walking or riding a bike to using our car.
4. We can reduce the amount of water by switching to tap.
5. We should reduce paper waste by writing in both sides.
6. Turn off the appliances when you don't use them, in this way you can reduce energy.
7. We can buy second hand clothes and donate used goods.
8. We can buy foods with little or no packaging.
9. We must avoid single-use plastics.
10. We should purchase wisely and recycle.

**3 Simple Ways to Reduce Plastic Waste**

**WasteWigger**

- There are special bins for that cause.
- We must collect used paper, glass, aluminium and plastic and put them in these special bins.
- Of course, we should also learn how to use the compost box.



① ways THAT CAN REDUCE CARBON EMISSIONS.

② we can SHARE A CAR OR GO BY BIKE

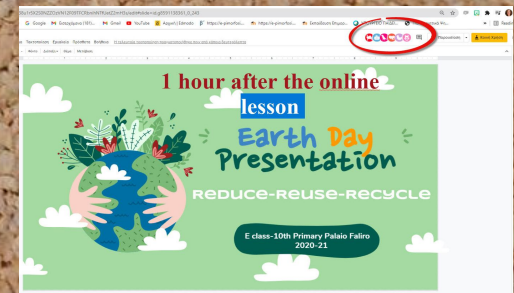
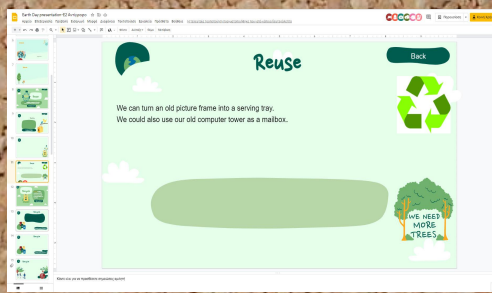
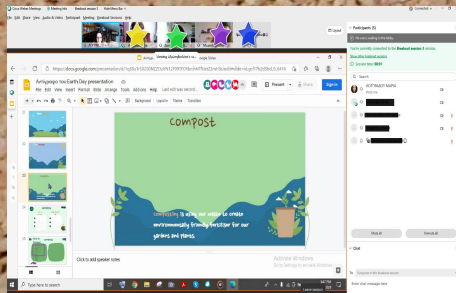
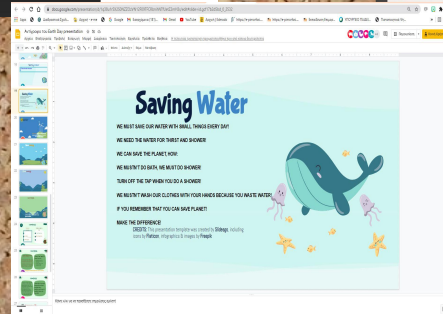
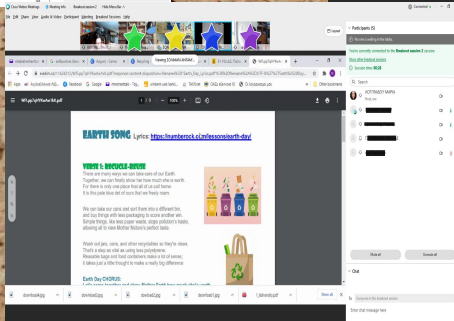
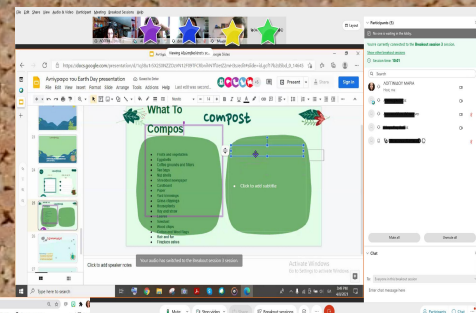
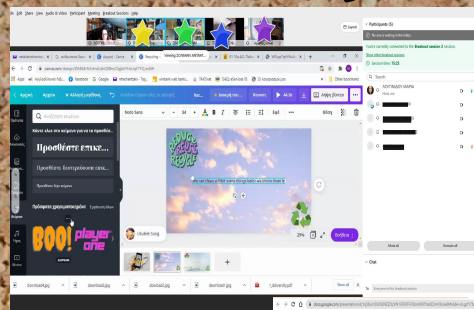
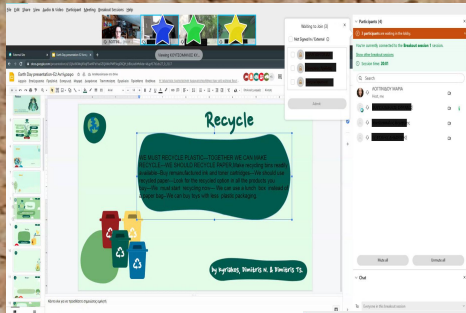
③ we SHOULD WALK INSTEAD OF DRIVE TO CLOSE PLACES

④ we must TAKE A BUS OR TRAIN IF ITS FAR AWAY AND NOT OUR GO

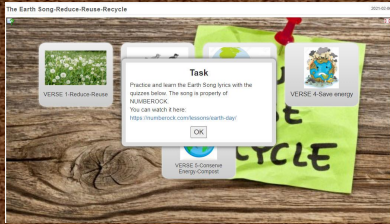




# Working on our project online







# GAMES



Environment  
wordsearch

Environment-  
Multiple choice

Environment-  
match

Environment  
balloon pop

Environment  
match 2

Mediterranean  
Forests  
Memory Game

Environmental  
tips

Recycling  
Grouping  
activity



# HAPPY Earth Day!!



Every small action counts.  
Let's protect the environment  
together!

**CREDITS:** This presentation template was created by **Slidesgo**, including icons by **Flaticon** and infographics & images by **Freepik**.

Please keep this slide for attribution.

**CREDITS:** Some of our ideas were inspired by the "Reduce-Reuse-Recycle" Earth Day Song by **NUMBEROCK!**

