

# Lesson Plan

## Malala Yousafzai- Text Lesson B1

### Summary


1. Subject(s):
2. Topic or Unit of Study:
3. Grade/Level: **B1**
4. Objective:

**Reading Rainbow Tip:** Think about how you will INSPIRE your students and consider what you want them to take away from today's lesson plan.

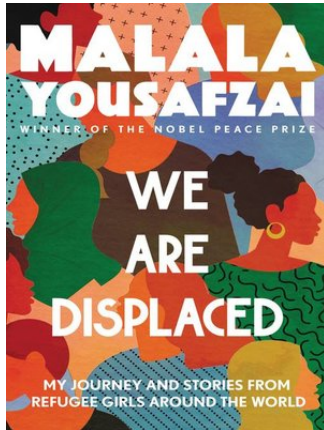
5. Time Allotment: 45

<https://www.youtube.com/watch?v=33xE7CuCnPw>

[http://lgnavigators.weebly.com/uploads/5/8/5/2/58521739/i\\_am\\_malala\\_%E2%80%93\\_how\\_one\\_girl\\_stood\\_up\\_for\\_education\\_and\\_changed\\_the\\_world\\_young\\_readers\\_edition\\_.pdf](http://lgnavigators.weebly.com/uploads/5/8/5/2/58521739/i_am_malala_%E2%80%93_how_one_girl_stood_up_for_education_and_changed_the_world_young_readers_edition_.pdf)



<https://cdn.hachette.com.au/resources/We%20are%20displaced%20V2.pdf>



## Implementation

### Learning Context

**Reading Rainbow Tip:** Have your students learned everything they need to know in order to complete this lesson? This might be a good time to review some previous lessons so that they feel prepared to learn something exciting and new!

### Procedure

a. Anticipatory Set

**Reading Rainbow Tip:** Do something to really GRAB their attention! Find a really great book, use a quick video clip, or sing a song that relates to this lesson plan. Here's where you can spark a child's love for learning.

b. Direct Instruction


c. Guided Practice

d. Check for Understanding

**Reading Rainbow Tip:** Ask lots of questions throughout your lesson to make sure that your students are feeling comfortable with all of this exciting new information.

e. Independent Practice

f. Closing



**Reading Rainbow Tip:** This is the perfect opportunity to open up the class for a group discussion. Ask your students questions that help them realize the importance of today's lesson with questions like, "how will you use this information in your everyday lives?"

## Differentiated Instruction

**Reading Rainbow Tip:** Try to keep in mind that children learn in many different ways. By consciously thinking about this, you'll be able to use different teaching techniques to reach as many children as possible in your classroom!

- a. Visual Learners
- b. Auditory Learners
- c. Kinesthetic Learners
- d. ESL Students
- e. At-risk Students
- f. Advanced Learners

## Materials & Resources

**Reading Rainbow Tip:** When choosing supplementary materials and resources for your lesson plan (books, videos, etc.), try to put yourself in the shoes of your students. Find resources that ENHANCE your lesson and make your instruction an inviting learning experience for your class!

- a. Instructional Materials:
- b. Resources:

## Assessment

Lorem ipsum dolor sit amet, interdum fermentum integer, ac adipiscing neque suscipit. Et molestie sit amet tincidunt sed in, dictum viverra pharetra convallis pellentesque, a luctus nisi aliquet amet neque, justo egestas leo, ut magna.

