

# WORKSHEET 1

Να γράψετε τη σημασία των παρακάτω λέξεων:

## Lesson 1

- strong
- happy
- little girl
- come
- play
- look for
- magic things
- Let's
- Who's this

## Lesson 2

- ❖ garden
- ❖ tree
- ❖ stone
- ❖ grass
- ❖ nest
- ❖ flower
- ❖ pond
- ❖ walk
- ❖ try
- ❖ excited
- ❖ Where?
- ❖ What's this?

## Lesson 3

- door
- bag
- box
- map
- hat
- pirate
- friends
- open
- fight
- Can you...?

### Activity 1

Write the letter

M .....

..... z

B .....

..... o

R .....

..... x

Y .....

..... d

F .....

..... a

P .....

..... w

G .....

..... s

N .....

..... J

L .....

..... u

E .....

..... v

T .....

..... c

I .....

..... k

Q .....

..... h

### Activity 2

Write the letters

\_\_ebra

\_\_ion

\_\_onkey

\_\_omato

\_\_atermelon

\_\_mbrella

\_\_ite

\_\_inger

\_\_alloon

\_\_at

\_\_ueen

\_\_ress

\_\_umper

\_\_kirt

\_\_ell

\_\_ead

\_\_ye

**Activity 3**

Match the pictures with the words

Fish



Dog



Fox



Apple



Egg



Juice



Shoe



Sock



Dress



Car



Van



Ball



Ear



Nose



Mouth




Ice-cream

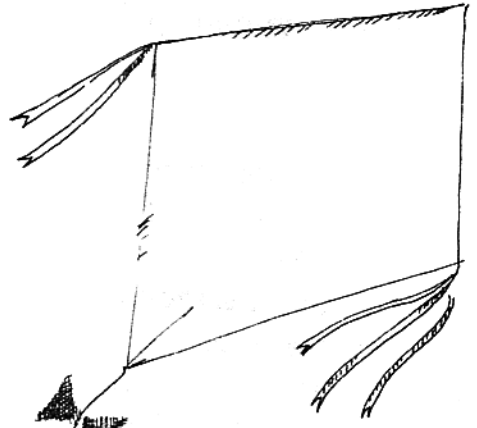
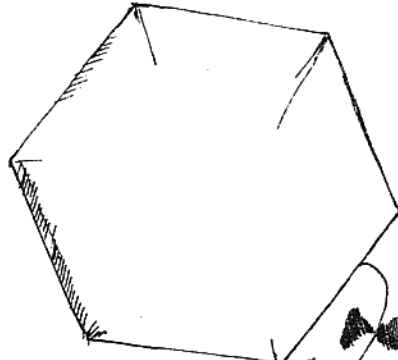


**Activity 4**

Colour



Write the plurals.



bus

fox

lunch

board

family families

stone

monkey

tummy

boy

dress

cherry

animal

sandwich

pirate

