
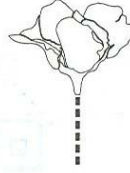


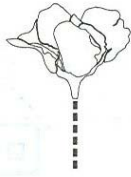


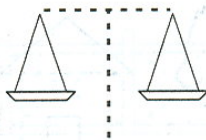
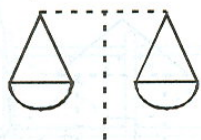
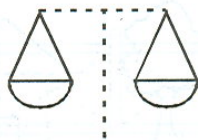
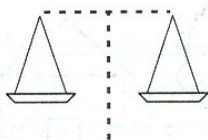
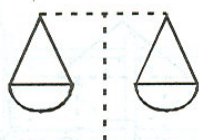


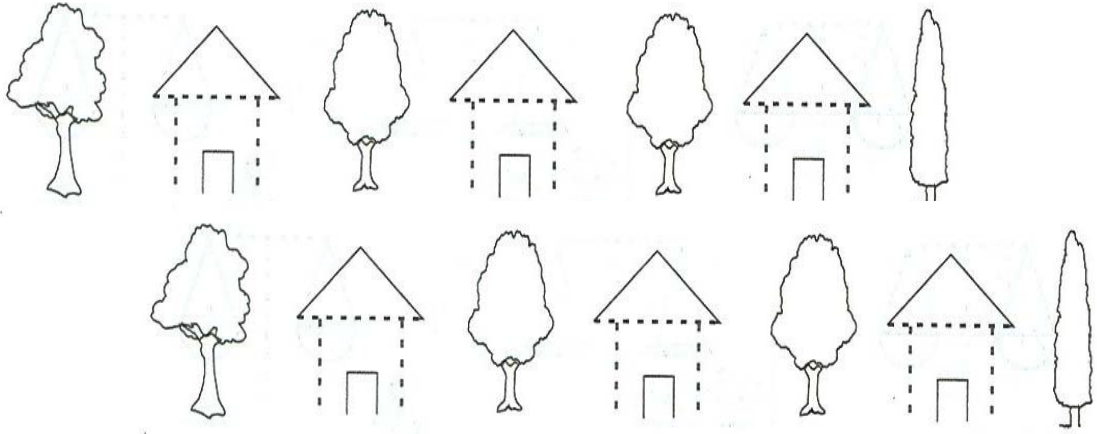
Τετράδιο πρώτης γραφής

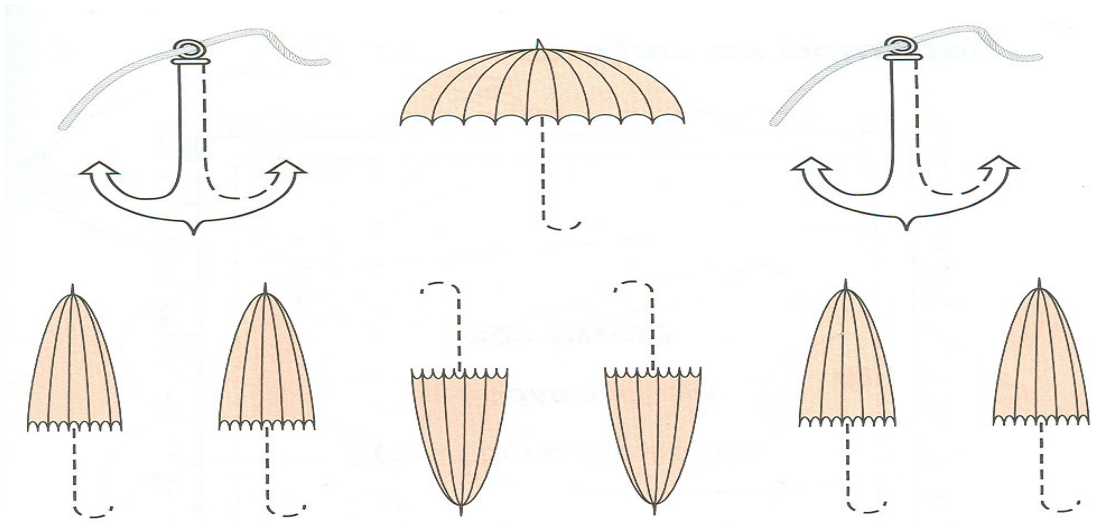













Handwriting practice lines consisting of multiple sets of horizontal lines. Each set includes a solid top line, a dashed blue middle line, and a solid bottom line, providing a guide for letter height and placement.





Blank writing area with horizontal lines and a dashed blue midline.



aaa

a







Handwriting practice lines consisting of multiple rows of solid top and bottom lines with a dashed blue midline.













Πο, πο!






Handwriting practice lines consisting of multiple sets of horizontal lines. Each set includes a solid top line, a dashed blue middle line, and a solid bottom line.









Four sets of handwriting practice lines, each consisting of a solid top line, a dashed middle line, and a solid bottom line.


This image shows a series of horizontal writing lines on a page. Each line set consists of a solid black top line, a dashed blue midline, and a solid black bottom line. There are 10 such sets of lines arranged vertically down the page.



Handwriting practice lines consisting of multiple sets of horizontal lines. Each set includes a solid top line, a dashed blue middle line, and a solid bottom line, providing a guide for letter height and placement.

ένα πανί








μ μ μ

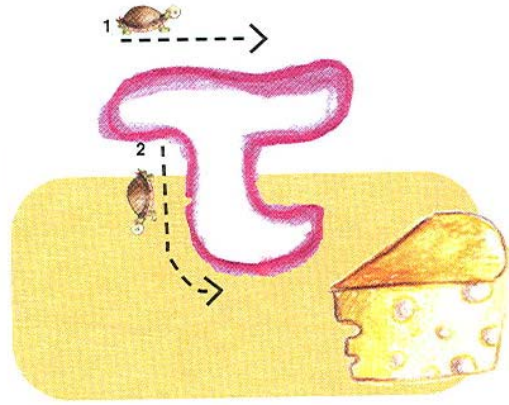
3 1 2
μ

A series of 18 horizontal writing lines. Each line set consists of a solid top line, a dashed blue middle line, and a solid bottom line. The lines are evenly spaced and extend across the width of the page, bounded by vertical lines on the left and right sides.





Handwriting practice lines consisting of multiple sets of horizontal lines. Each set includes a solid top line, a dashed blue middle line, and a solid bottom line, providing a guide for letter height and placement.






Handwriting practice lines consisting of multiple sets of horizontal lines. Each set includes a solid top line, a dashed blue middle line, and a solid bottom line.










Handwriting practice lines consisting of multiple sets of horizontal lines. Each set includes a solid top line, a dashed blue middle line, and a solid bottom line, providing a guide for letter height and placement.
















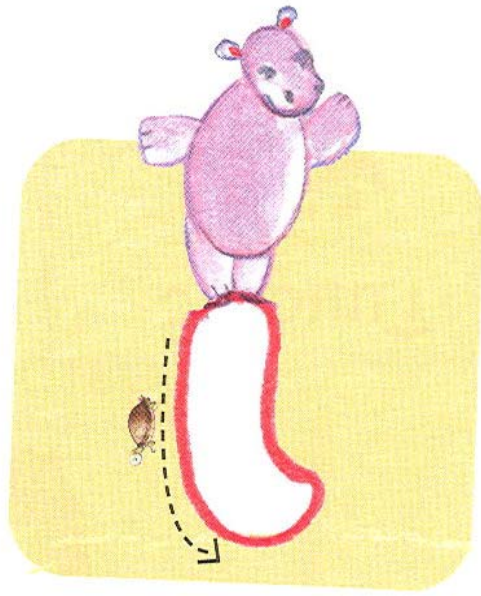














Handwriting practice lines consisting of multiple sets of horizontal lines. Each set includes a solid top line, a dashed blue middle line, and a solid bottom line, providing a guide for letter height and placement.




Επαναληπτικό 2^{ης} ενότητας

> Χρωματίζω με ξυλομπογιές και γράφω όμορφα:

Α α	Αα
Τ τ	Ττ
Π π	Ππ
Ε ε	Εε
Σ σ ς	Σσς
Κ κ	Κκ
Ο ο	Οο
Ν ν	Νν
Ρ ρ	Ρρ
Ι ι	Ιι


> Διαβάζω προσεκτικά κι απαντώ όπως στο παράδειγμα:



- Είναι σέλινο;
- Όχι. Είναι καρότο.



- Είναι ρινόκερος;



- Είναι σάκα;




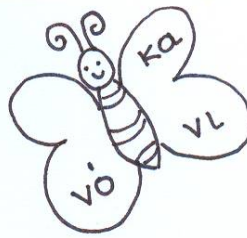


- Είναι κέρασι;

> Γράφω τις λέξεις στη σωστή σειρά και φτιάχνω την πρόταση: (Δεν ξεχνώ να βάλω **τελεία** στο τέλος)

σακί σπόρια Το έχει


Τη γράφω 3 φορές


> Γράφω τις λέξεις που κρύβονται στα φτερά των πεταλούδων:

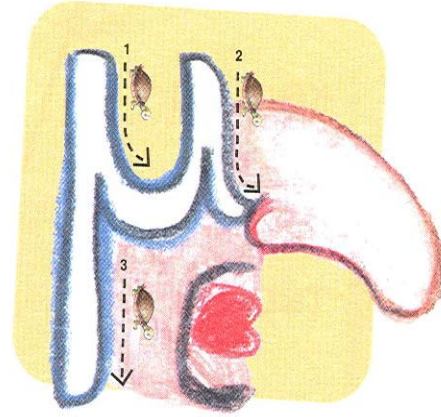





> Φτιάχνω λέξεις με τις συλλαβές στα αστεράκια:


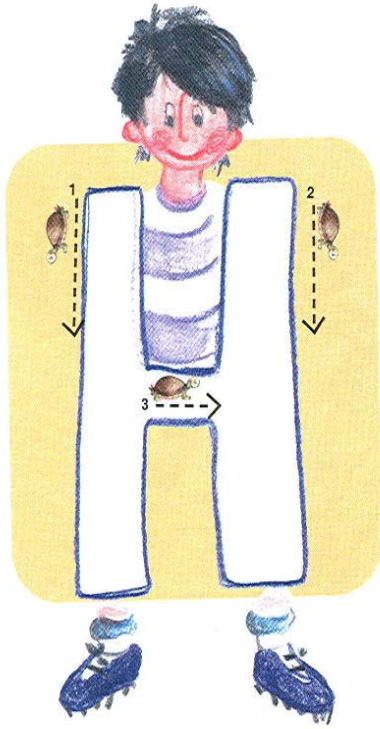













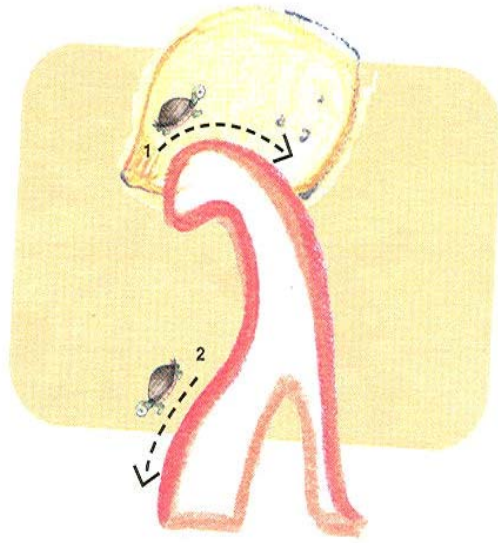








Handwriting practice lines consisting of multiple sets of horizontal lines (top, middle, bottom) for writing practice.




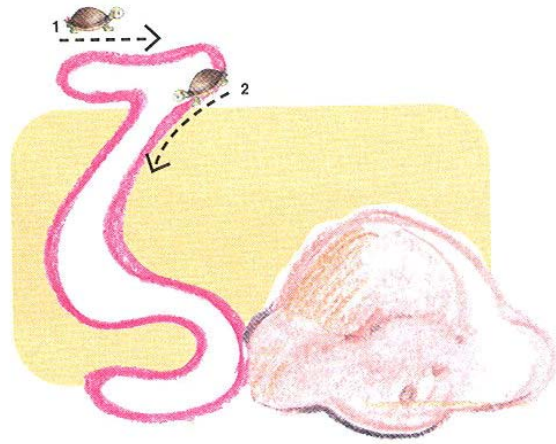








Handwriting practice lines consisting of multiple sets of horizontal lines. Each set includes a solid top line, a dashed blue middle line, and a solid bottom line.





Handwriting practice lines consisting of multiple sets of horizontal lines. Each set includes a solid top line, a dashed blue middle line, and a solid bottom line.







Επαναληπτικό 3^{ης} ενότητας

> Χρωματίζω με ξυλομποχιές και γράφω όμορφα:

Θ θ Θθ

Μ μ Μμ

Η η Ηη

Γ γ Γγ




Λ λ Λλ

Χ χ Χχ

Ζ ζ Ζζ

Υ υ Υυ

> Φτιάχνω λέξεις με τις συλλαβές των βιβλίων:



> Γράφω με μικρά την πρόταση:


Η ΡΟΖΑΛΙΑ ΕΧΕΙ ΕΝΑ ΠΑΚΕΤΟ ΜΕ ΖΑΧΑΡΗ.

Η αρχή και το όνομα κρατούν το κεφαλαίο. Βάζω τόνους.

> Γράφω και μαθαίνω πολύ καλά την πρόταση:

• Η κότα και ο λαγός πάνε στα γενέθλια του κόκορα.

> Φτιάχνω λέξεις με τις συλλαβές των αστεριών:



> Γράφω από το ένα στα πολλά:



το

έλατο



τα

έλατα































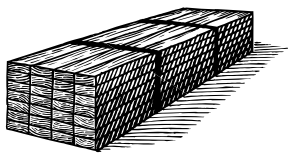


















Handwriting practice lines consisting of multiple sets of horizontal lines. Each set includes a solid top line, a dashed blue middle line, and a solid bottom line, providing a guide for letter height and placement.











Επαναληπτικό 4^{ης} ενότητας

> Χρωματίζω με ξυλομποχίες και γράφω όμορφα:

ΟΥ ου Ου ου

Ω ω Ωω

Β β Ββ

Δ δ Δδ

Φ φ Φφ

Ξ ξ Ξξ

Ψ ψ Ψψ

> Φτιάχνω λέξεις με τις συλλαβές των καθρεφτιών:



> Γράφω με μικρά την πρόταση:

Ο ΦΩΤΗΣ ΕΦΑΓΕ ΦΡΕΣΚΑ ΨΑΡΙΑ.

Η αρχή και το όνομα κρατούν το κεφαλαίο. Βάζω τόνους.

> Γράφω και μαθαίνω πολύ καλά την πρόταση:


Από τα σύννεφα πέφτουν νιφάδες στη γη.

.

.

.

> Φτιάχνω λέξεις με τις συλλαβές των αστεριών:




> Με κόκκινο μολύβι γράφω ο ή ω και διαβάζω:

- Εχ' πίν_ νερ'.
- Προσέχ_ το μωρ'.
- Ζωγραφίζ_ το άλογ_.
- Το σωσίβι_ είναι μεγάλο.
- Θέλ_ να φά_ παγωτ'.
- Αγοράζ_ ένα πουκάμισ_.
- Τρέχ_, γελά_ και βουτά_ στη βροχή.

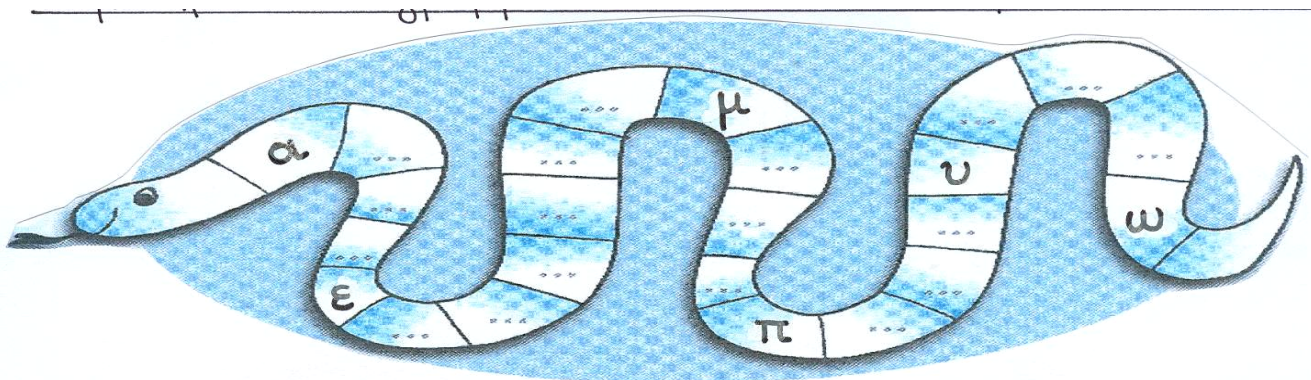
Θυμάμαι:

- Οι λέξεις που δείχνουν «τι κάνω εγώ» γράφονται στο τέλος με -ω.
- Οι λέξεις που παίρνουν μπροστά το άρθρο **το** γράφονται στο τέλος με -ο.

Μαργαρίτα



A series of ten horizontal writing lines for practicing the word 'Μαργαρίτα'. Each line consists of a solid top line, a dashed middle line, and a solid bottom line, all contained within a vertical columnar border.



Τετράδιο

πρώτης γραφής

της μαθήτριας της Α' τάξης



Τετράδιο πρώτης γραφής

του μαθητή της Α' τάξης

